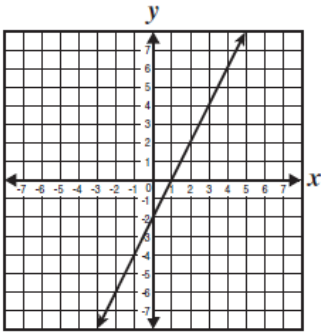
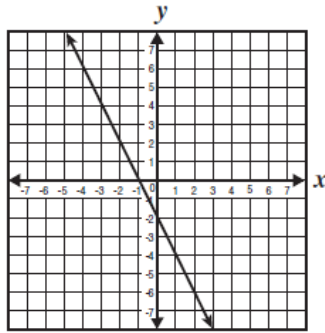


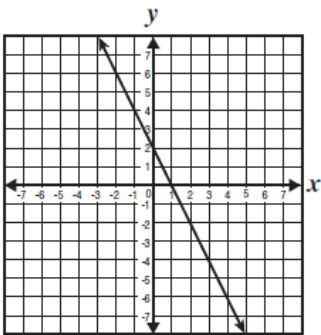
**28** Which *best* represents the graph of  $y = 2x - 2$ ?



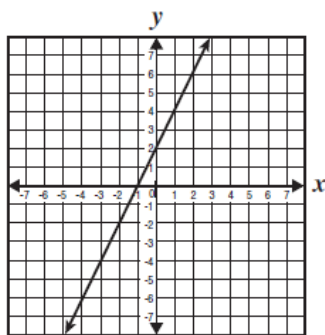
**A**



**C**



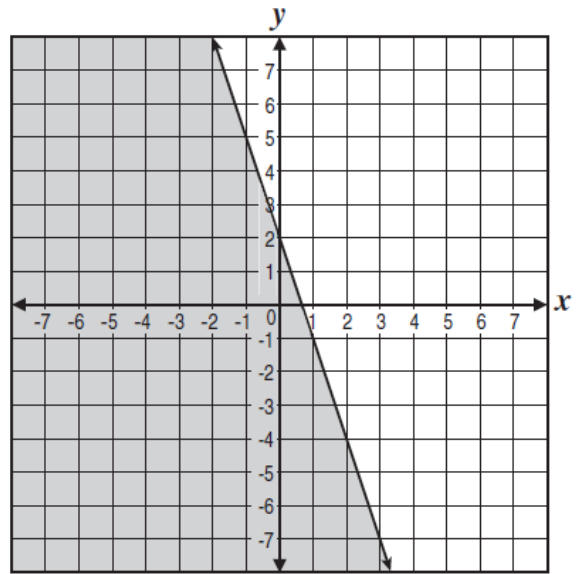
**B**



**D**

CSA00299

**29** Which inequality does the shaded region of the graph represent?



- A  $3x + y \leq 2$
- B  $3x + y \geq 2$
- C  $3x + y \leq -2$
- D  $3x + y \geq -2$

CSA20055

## Answers

28	A
29	A