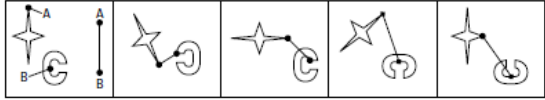
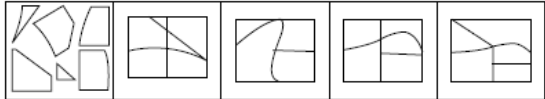
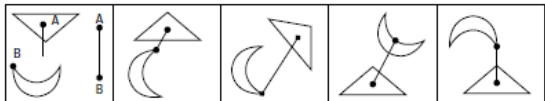

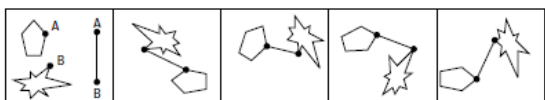
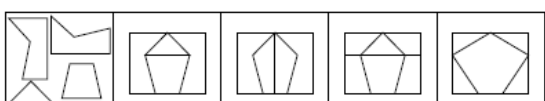
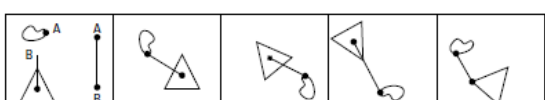
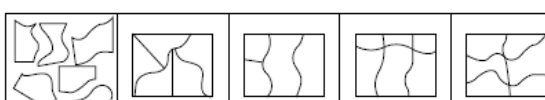
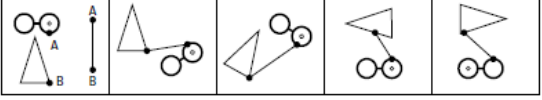

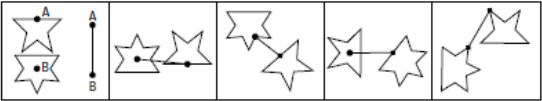


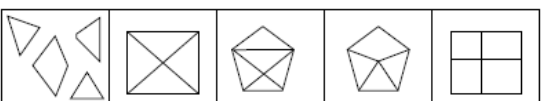
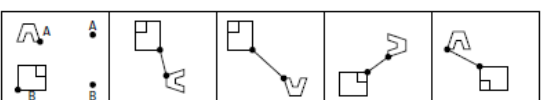
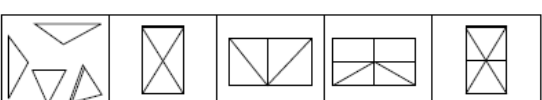


# Assembling Objects

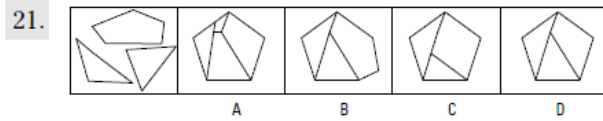
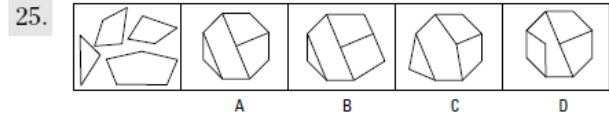
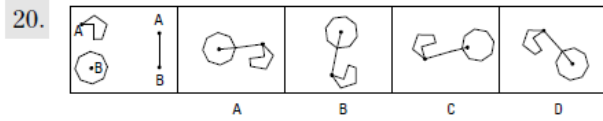
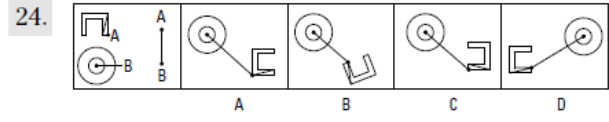
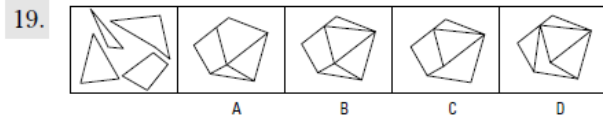
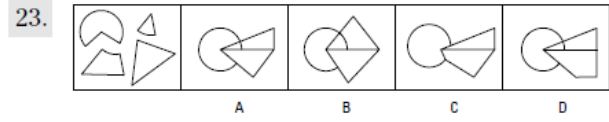
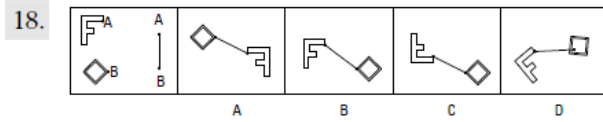
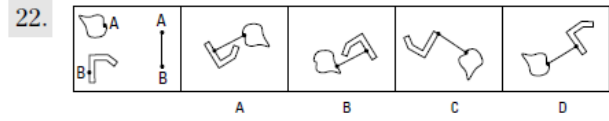
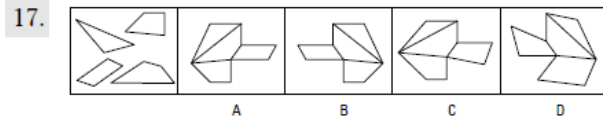
## Subtest 9: Assembling Objects

**Time:** 15 minutes for 25 questions

**Directions:** The Assembling Objects subtest consists of questions that measure your ability to mentally picture items in two dimensions. Each question is comprised of five separate drawings. The problem is presented in the first drawing, and the remaining four drawings are possible solutions. Determine which of the choices best solves the problem shown in the first picture and then mark the corresponding choice on your answer sheet.

1.   
A B C D
2.   
A B C D
3.   
A B C D
4.   
A B C D
5.   
A B C D
6.   
A B C D
7.   
A B C D
8.   
A B C D
9.   
A B C D
10.   
A B C D
11.   
A B C D
12.   
A B C D
13.   
A B C D
14.   
A B C D
15.   
A B C D
16.   
A B C D

# Assembling Objects



# Assembling Objects

## Answers

### *Subtest 9: Assembling Objects Answers*

If you plan on enlisting in the Navy, check Appendix A to see whether the jobs you're interested in require a score in this subtest. For more information about the Assembling Objects subtest, see Chapter 14. For additional practice questions, see Chapter 15.

- |      |      |      |       |       |       |       |       |       |
|------|------|------|-------|-------|-------|-------|-------|-------|
| 1. C | 4. D | 7. C | 10. B | 13. D | 16. A | 19. C | 22. D | 25. C |
| 2. A | 5. A | 8. D | 11. A | 14. C | 17. B | 20. A | 23. B |       |
| 3. D | 6. A | 9. B | 12. D | 15. B | 18. B | 21. B | 24. C |       |