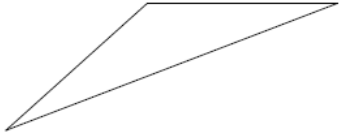


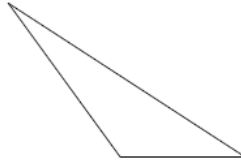
Classifying Triangles

Classify each triangle by each angles and sides. Base your decision on the actual lengths of the sides and the measures of the angles.

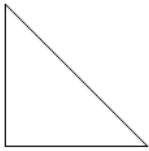
1)



2)



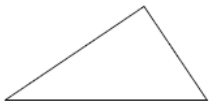
3)



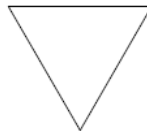
4)



5)



6)

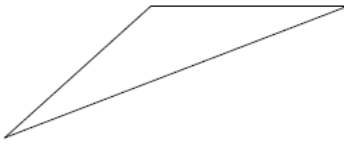


Answers

Classifying Triangles

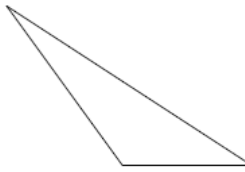
Classify each triangle by each angles and sides. Base your decision on the actual lengths of the sides and the measures of the angles.

1)



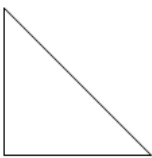
obtuse isosceles

2)



obtuse scalene

3)



right isosceles

4)



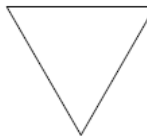
acute isosceles

5)



right scalene

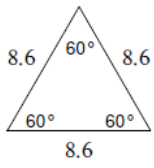
6)



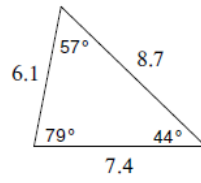
equilateral

Classify each triangle by each angles and sides.

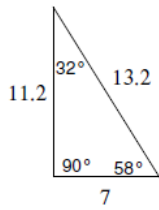
7)



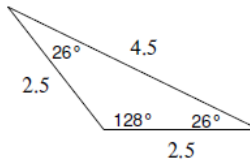
8)



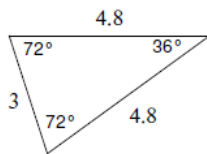
9)



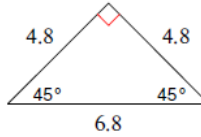
10)



11)

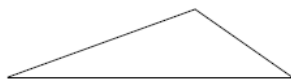


12)

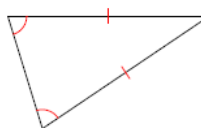


Classify each triangle by each angles and sides. Equal sides and equal angles, if any, are indicated in each diagram.

13)



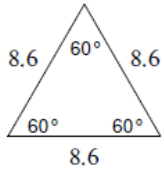
14)



Answers

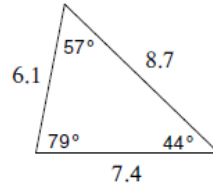
Classify each triangle by each angles and sides.

7)



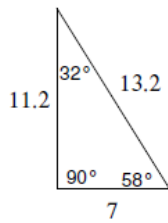
equilateral

8)



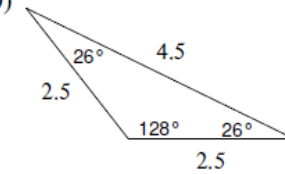
acute scalene

9)



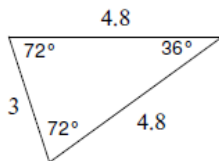
right scalene

10)



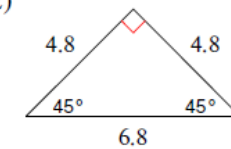
obtuse isosceles

11)



acute isosceles

12)



right isosceles

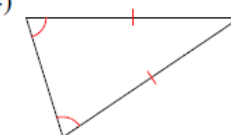
Classify each triangle by each angles and sides. Equal sides and equal angles, if any, are indicated in each diagram.

13)



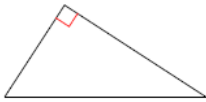
obtuse scalene

14)

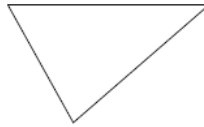


acute isosceles

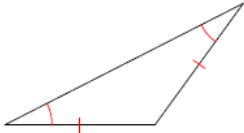
15)



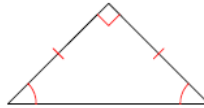
16)



17)



18)



Sketch an example of the type of triangle described. Mark the triangle to indicate what information is known. If no triangle can be drawn, write "not possible."

19) acute isosceles

20) right scalene

21) right isosceles

22) right equilateral

23) acute scalene

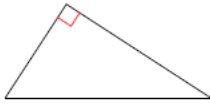
24) obtuse scalene

25) right obtuse

26) equilateral

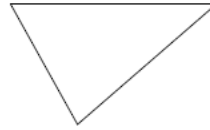
Answers

15)



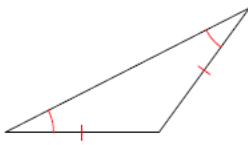
right scalene

16)



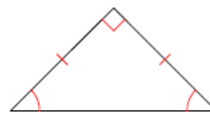
acute scalene

17)



obtuse isosceles

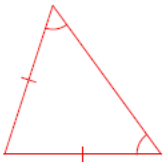
18)



right isosceles

Sketch an example of the type of triangle described. Mark the triangle to indicate what information is known. If no triangle can be drawn, write "not possible."

19) acute isosceles



20) right scalene



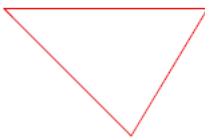
21) right isosceles



22) right equilateral

Not possible

23) acute scalene



24) obtuse scalene



25) right obtuse

Not possible

26) equilateral

