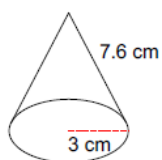


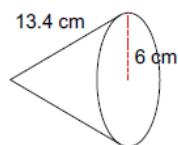
Cone Surface Area and Volume Practice

Find the lateral area of each figure. Round your answers to the nearest hundredth, if necessary.

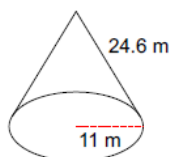
1)



2)

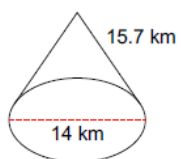


3)

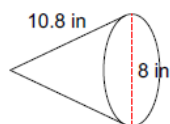


Find the surface area of each figure. Round your answers to the nearest hundredth, if necessary.

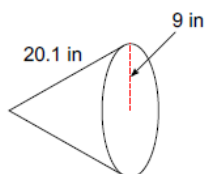
4)



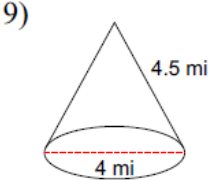
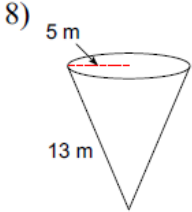
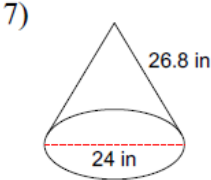
5)



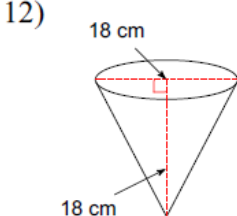
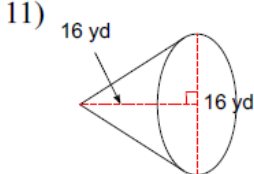
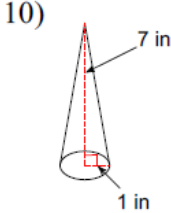
6)



Find the lateral area and surface area of each figure. Round your answers to the nearest hundredth, if necessary.



Find the volume of each figure. Round your answers to the nearest hundredth, if necessary.



Answers

Answers to Cone Surface Area and Volume Practice

- 1) 71.63 cm^2 2) 252.58 cm^2 3) 850.11 m^2 4) 499.2 km^2
- 5) 185.98 in^2 6) 822.78 in^2 7) 1010.34 in^2 ; 1462.73 in^2
- 8) 204.2 m^2 ; 282.74 m^2 9) 28.27 mi^2 ; 40.84 mi^2 10) 7.33 in^3
- 11) 1072.33 yd^3 12) 1526.81 cm^3