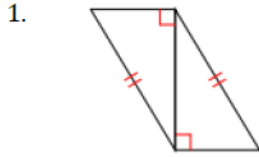


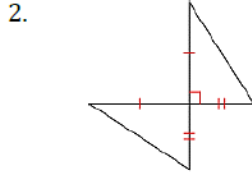
Ch 4 – Congruent Triangles Study Guide

I. Are the triangles congruent?

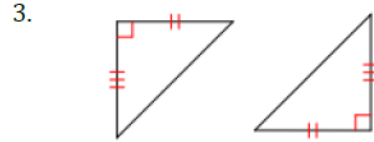
1. Determine if the triangles are congruent by SSS, SAS, ASA, AAS, or HL. If the triangles CANNOT be proven congruent, write NONE for the reason.



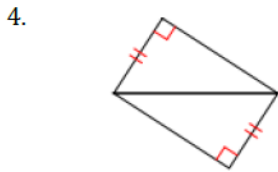
Reason: \_\_\_\_\_



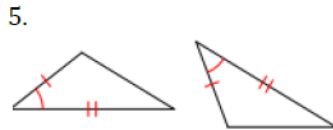
Reason: \_\_\_\_\_



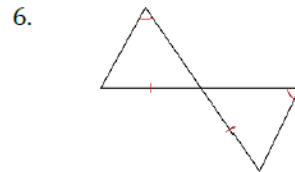
Reason: \_\_\_\_\_



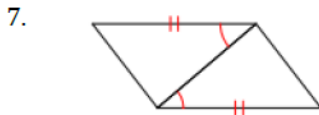
Reason: \_\_\_\_\_



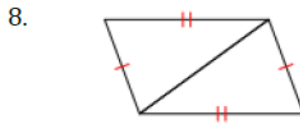
Reason: \_\_\_\_\_



Reason: \_\_\_\_\_



Reason: \_\_\_\_\_



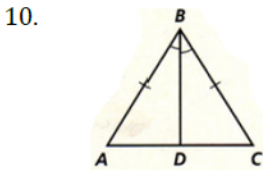
Reason: \_\_\_\_\_



Reason: \_\_\_\_\_

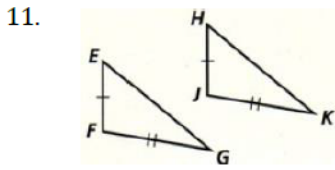
II. Are the triangles congruent? Complete the triangle congruence statement.

1. Determine if the triangles are congruent by SSS, SAS, ASA, AAS, or HL. If the triangles CANNOT be proven congruent, write NONE for the reason.  
 2. If the triangles are congruent, complete the congruence statement with the name of the second triangle. Make sure the letters are in the correct order. If the triangles are NOT congruent write NONE.



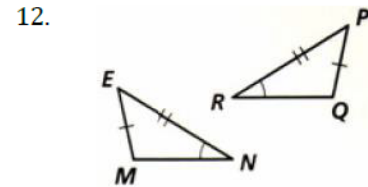
Reason: \_\_\_\_\_

$\triangle ABD \cong \triangle$  \_\_\_\_\_



Reason: \_\_\_\_\_

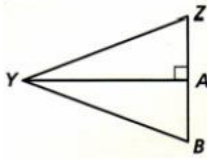
$\triangle EFG \cong \triangle$  \_\_\_\_\_



Reason: \_\_\_\_\_

$\triangle EMN \cong \triangle$  \_\_\_\_\_

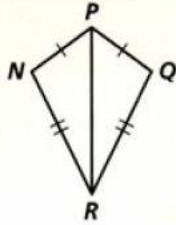
13.



Reason: \_\_\_\_\_

$\triangle BAY \cong \triangle$  \_\_\_\_\_

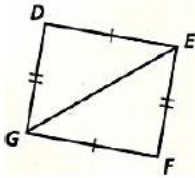
16.



Reason: \_\_\_\_\_

$\triangle NPR \cong \triangle$  \_\_\_\_\_

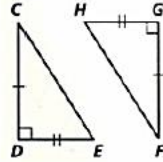
19.



Reason: \_\_\_\_\_

$\triangle DEG \cong \triangle$  \_\_\_\_\_

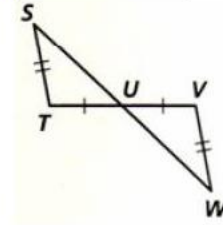
14.



Reason: \_\_\_\_\_

$\triangle CDE \cong \triangle$  \_\_\_\_\_

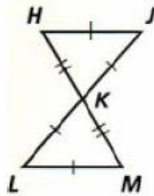
17.



Reason: \_\_\_\_\_

$\triangle STU \cong \triangle$  \_\_\_\_\_

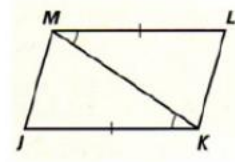
20.



Reason: \_\_\_\_\_

$\triangle KLM \cong \triangle$  \_\_\_\_\_

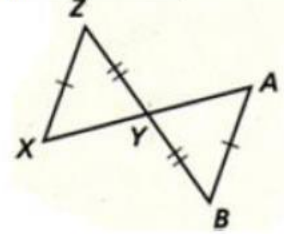
15.



Reason: \_\_\_\_\_

$\triangle LMK \cong \triangle$  \_\_\_\_\_

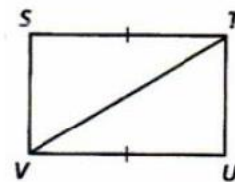
18.



Reason: \_\_\_\_\_

$\triangle BAY \cong \triangle$  \_\_\_\_\_

21.



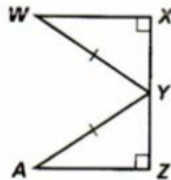
Reason: \_\_\_\_\_

$\triangle STV \cong \triangle$  \_\_\_\_\_

**III. Apply given info. Are the triangles congruent? Complete the triangle congruence statement.**

- Determine if the triangles are congruent by SSS, SAS, ASA, AAS, or HL by applying the given information. If the triangles CANNOT be proven congruent, write NONE for the reason.
- If the triangles are congruent, complete the congruence statement with the name of the second triangle. Make sure the letters are in the correct order.

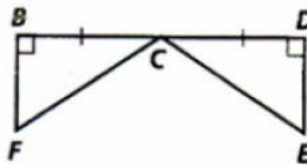
22. Y is the midpoint of  $\overline{XZ}$



Reason: \_\_\_\_\_

$\triangle WXY \cong \triangle$  \_\_\_\_\_

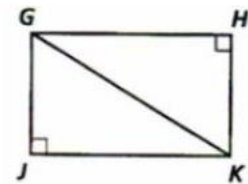
23.  $\overline{BF} \cong \overline{DE}$



Reason: \_\_\_\_\_

$\triangle CDE \cong \triangle$  \_\_\_\_\_

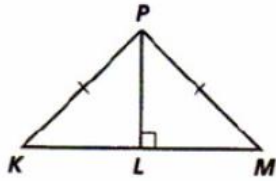
24.  $\overline{GJ} \parallel \overline{HK}$



Reason: \_\_\_\_\_

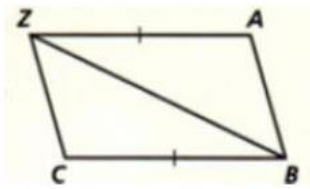
$\triangle GJK \cong \triangle$  \_\_\_\_\_

25. Hint: Apply the Base  $\angle$ s Thm.



Reason: \_\_\_\_\_

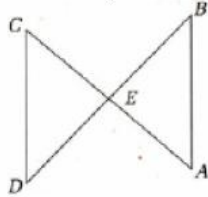
$\Delta LPK \cong \Delta$  \_\_\_\_\_  
 28.  $\overline{ZC} \parallel \overline{AB}; \overline{ZA} \parallel \overline{CB}$



Reason: \_\_\_\_\_

$\Delta ABZ \cong \Delta$  \_\_\_\_\_

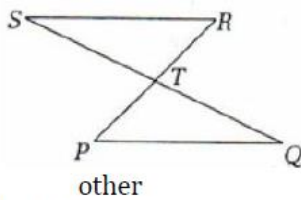
31.  $\overline{CD} \cong \overline{AB}; \angle B \cong \angle D$



Reason: \_\_\_\_\_

$\Delta CDE \cong \Delta$  \_\_\_\_\_

34.  $\overline{SQ}$  and  $\overline{PR}$  bisect each other

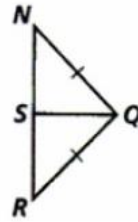


other

Reason: \_\_\_\_\_

$\Delta RST \cong \Delta$  \_\_\_\_\_

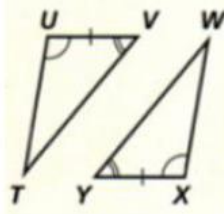
26. S is the midpoint of  $\overline{NR}$



Reason: \_\_\_\_\_

$\Delta NSQ \cong$  \_\_\_\_\_  
 $\Delta$  \_\_\_\_\_

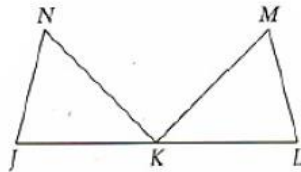
29.



Reason: \_\_\_\_\_

$\Delta TUV \cong \Delta$  \_\_\_\_\_

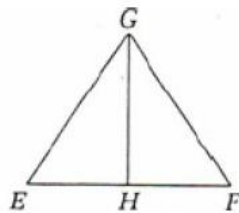
32.  $\overline{JN} \cong \overline{LM}; \angle N \cong \angle M;$   
 $\overline{NK} \cong \overline{MK}$



Reason: \_\_\_\_\_

$\Delta JKN \cong \Delta$  \_\_\_\_\_

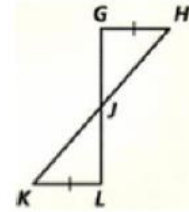
35.  $\overline{GH}$  bisects  $\angle EGF;$   
 $\overline{EG} \cong \overline{FG}$



Reason: \_\_\_\_\_

$\Delta GEH \cong \Delta$  \_\_\_\_\_

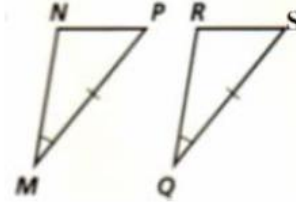
27.  $\angle G \cong \angle L$



Reason: \_\_\_\_\_

$\Delta JKL \cong \Delta$  \_\_\_\_\_

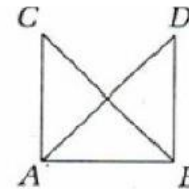
30.



Reason: \_\_\_\_\_

$\Delta PNM \cong \Delta$  \_\_\_\_\_

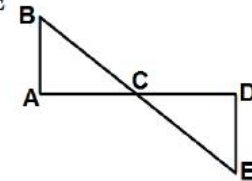
33.  $\overline{AC} \cong \overline{BD}; \overline{AD} \cong \overline{BC}$



Reason: \_\_\_\_\_

$\Delta ABC \cong \Delta$  \_\_\_\_\_

36. C is the midpoint of  $\overline{AD};$   
 $\angle B \cong \angle E$

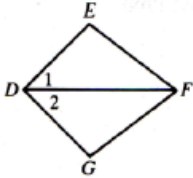


Reason: \_\_\_\_\_

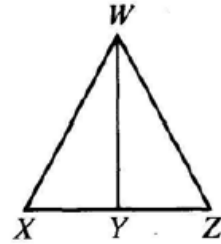
$\Delta ABC \cong \Delta$  \_\_\_\_\_

IV. Proofs - will need to do on separate page.

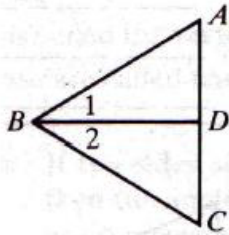
1. Given:  $\overline{DF}$  bisects  $\angle EDG$ ;  
 $\overline{DE} \cong \overline{DG}$   
 Prove:  $\angle E \cong \angle G$



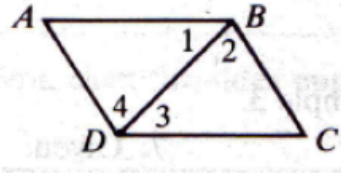
2. Given:  $\overline{WY} \perp \overline{XZ}$ ;  $\overline{XY} \cong \overline{YZ}$   
 Prove:  $\angle X \cong \angle Z$



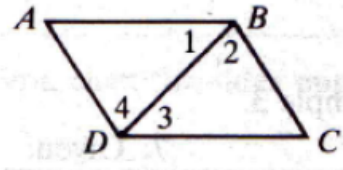
3. Given:  $\overline{AB} \cong \overline{CB}$   
 $\overline{BD}$  bisects  $\angle ABC$   
 Prove:  $\overline{BD}$  bisects  $\overline{AC}$



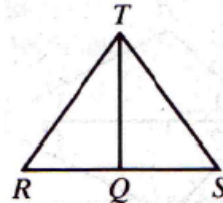
4. Given:  $\overline{AB} \cong \overline{DC}$ ;  $\overline{AD} \cong \overline{BC}$   
 Prove:  $\overline{AB} \parallel \overline{DC}$



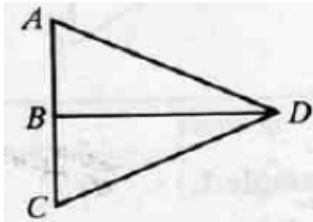
5. G:  $\angle A$  &  $\angle C$  are rt  $\angle$ s  
 $\overline{AD} \cong \overline{BC}$   
 P:  $\overline{AD} \parallel \overline{BC}$



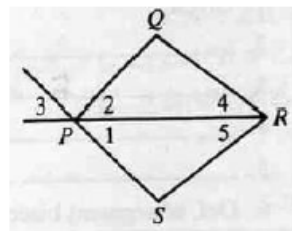
6. Given:  $\overline{RQ} \cong \overline{QS}$ ;  
 $\overline{RT} \cong \overline{TS}$   
 Prove:  $\overline{TQ} \perp \overline{RS}$



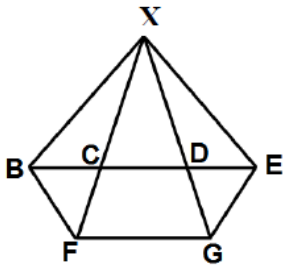
7. Given:  $\overline{AD} \cong \overline{CD}$   
 $\overline{BD}$  bisects  $\angle CDA$   
 Prove:  $\angle ABD$  &  $\angle DBC$  are rt angles



8. Given:  $\angle 4 \cong \angle 5$ ;  
 $\overline{QR} \cong \overline{SR}$   
 Prove:  $\angle 2 \cong \angle 3$



V. Given two congruent segments, name two congruent angles.

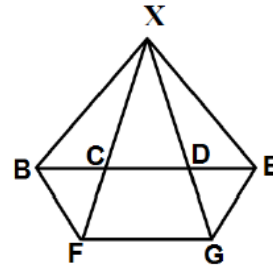


1.  $\overline{XC} \cong \overline{XD}$

\_\_\_\_\_  $\cong$  \_\_\_\_\_

2.  $\overline{FX} \cong \overline{GX}$

\_\_\_\_\_  $\cong$  \_\_\_\_\_



3.  $\overline{BC} \cong \overline{CF}$

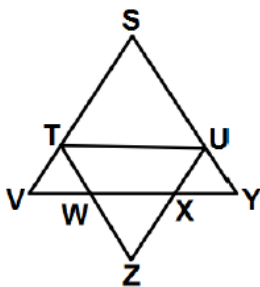
\_\_\_\_\_  $\cong$  \_\_\_\_\_

4.  $\overline{GD} \cong \overline{DE}$

\_\_\_\_\_  $\cong$  \_\_\_\_\_

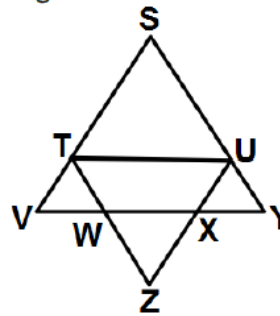
What theorem are you applying in all of these problems? \_\_\_\_\_

VI. Given two congruent angles name the two congruent segments.



5.  $\angle STU \cong \angle SUT$

\_\_\_\_\_  $\cong$  \_\_\_\_\_



6.  $\angle TVW \cong \angle TWV$

\_\_\_\_\_  $\cong$  \_\_\_\_\_

7.  $\angle UTZ \cong \angle TUZ$

\_\_\_\_\_  $\cong$  \_\_\_\_\_

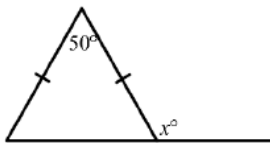
8.  $\angle XWZ \cong \angle WXZ$

\_\_\_\_\_  $\cong$  \_\_\_\_\_

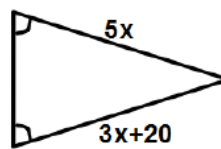
What theorem are you applying in all of these problems? \_\_\_\_\_

VII. Solve for x.

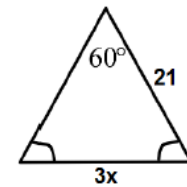
9.



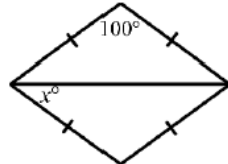
10.



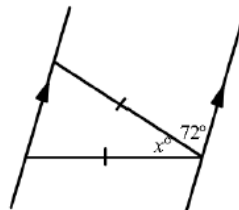
11.



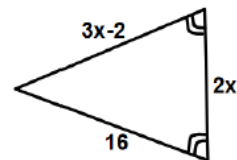
12. Hint: the two triangles are congruent by SSS.



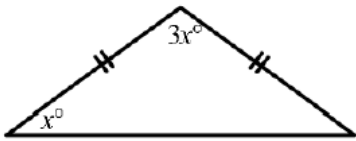
13.



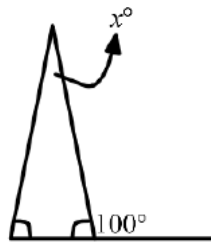
14.



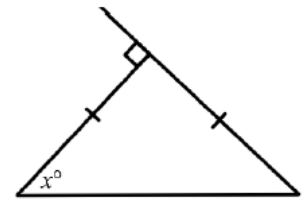
15.



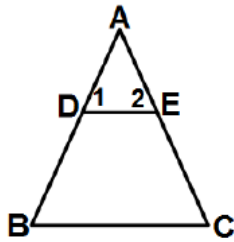
16.



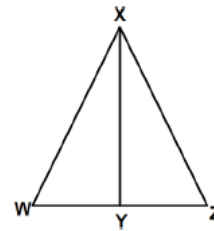
17.



18. Given:  $\overline{AB} \cong \overline{AC}$ ;  $\angle B \cong \angle C$ ;  $\angle C \cong \angle 1$   
 Prove:  $\triangle ADE$  is isosceles



19. Given:  $\overline{XY}$  bisects  $\overline{WZ}$ ;  $\overline{XY} \perp \overline{WZ}$   
 Prove:  $\triangle WXZ$  is isosceles

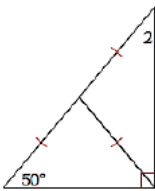


**VIII. Definition Details**

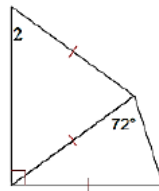
- 20. Can a scalene triangle be a right triangle? \_\_\_\_\_
- 21. Can an isosceles triangle be obtuse? \_\_\_\_\_
- 22. Can an equiangular triangle be obtuse? \_\_\_\_\_
- 23. Can an acute triangle be isosceles? \_\_\_\_\_
- 24. Can a right triangle be obtuse? \_\_\_\_\_
- 25. Can an isosceles triangle be equilateral? \_\_\_\_\_
- 26. Can a triangle with 2 congruent angles be scalene? \_\_\_\_\_

**IX. Angle Measures and Algebra Connections**

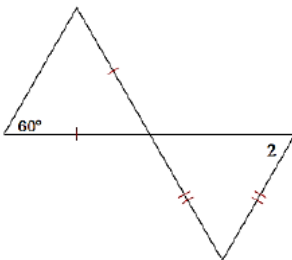
1)  $m\angle 2 = 3x + 13$



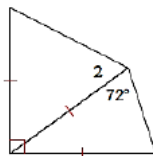
2)  $m\angle 2 = 6x - 6$



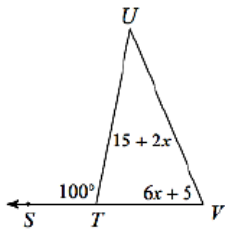
3)  $m\angle 2 = x + 70$



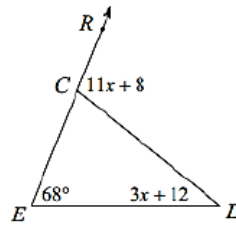
4)  $m\angle 2 = 10x - 7$



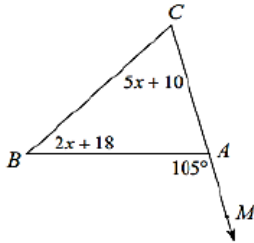
5)



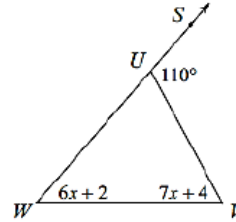
6)



7)

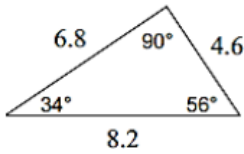


8)

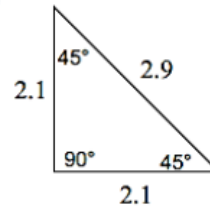


**Classify each triangle by its angles and sides.**

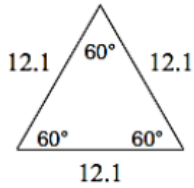
9)



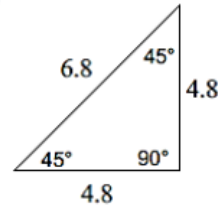
10)



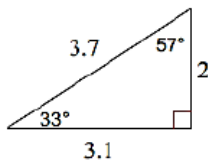
11)



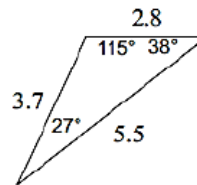
12)



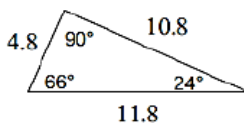
13)



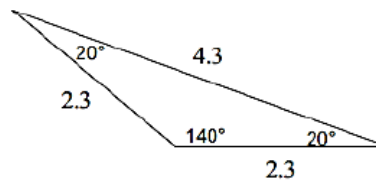
14)



15)



16)



Classify each triangle by its angles and sides. Equal sides and equal angles, if any, are indicated in each diagram.

