

Inverse Trig Functions

Inverse Trigonometric Functions

Review

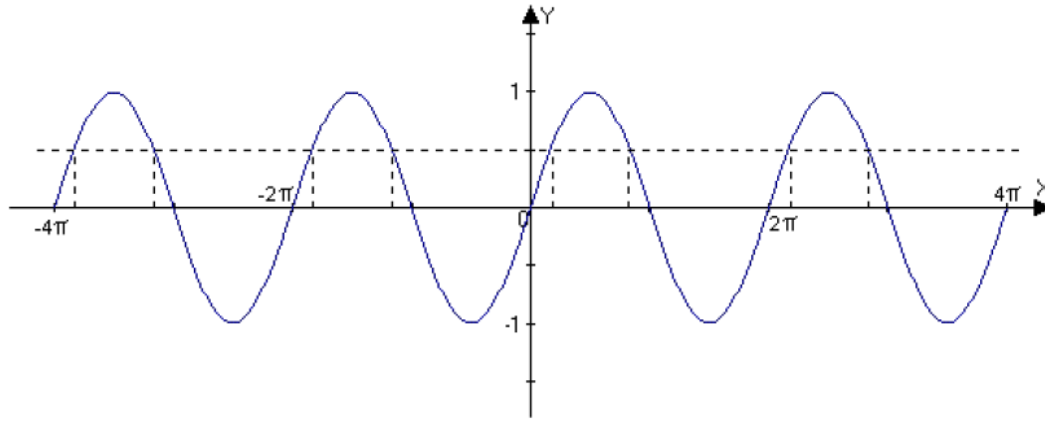
First, let's review briefly inverse functions before getting into inverse trigonometric functions:

- $f \rightarrow f^{-1}$ is the inverse
- The range of f = the domain of f^{-1} , the inverse.
- The domain of f = the range of f^{-1} the inverse.
- $y = f(x) \rightarrow x$ in the domain of f .
- $x = f^{-1}(y) \rightarrow y$ in the domain of f^{-1}
- $f[f^{-1}(y)] = y \rightarrow y$ in the domain of f^{-1}
- $f^{-1}[f(x)] = x \rightarrow x$ in the domain of f

Inverse Trig Functions

Trigonometry Without Restrictions

- Trigonometric functions are periodic, therefore each range value is within the limitless domain values (no breaks in between).

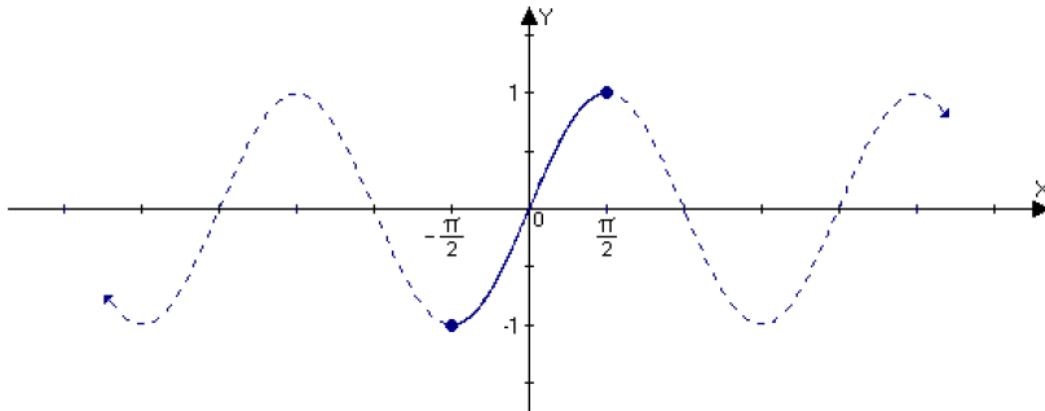


- Since trigonometric functions have no restrictions, there is no inverse.
- With that in mind, in order to have an inverse function for trigonometry, we restrict the domain of each function, so that it is one to one.
- A restricted domain gives an inverse function because the graph is one to one and able to pass the horizontal line test.

Inverse Trig Functions

Trigonometry With Restrictions

- How to restrict a domain:
 - Restrict the domain of the sine function, $y = \sin x$, so that it is one to one, and not infinite by setting an interval $[-\pi/2, \pi/2]$



- The restricted sine function passes the horizontal line test, therefore it is one to one
 - Each range value (-1 to 1) is within the limited domain $(-\pi/2, \pi/2)$.
- The restricted sine function benefits the analysis of the inverse sine function.

Inverse Trig Functions

Inverse Sine Function

- \sin^{-1} or \arcsin is the inverse of the restricted sine function, $y = \sin x$, $[-\pi/2, \pi/2]$
- The equations $\rightarrow y = \sin^{-1} x$ or $y = \arcsin x$

which also means, $\sin y = x$, where $-\pi/2 \leq y \leq \pi/2$, $-1 \leq x \leq 1$ (remember f range is f^{-1} domain and vice versa).

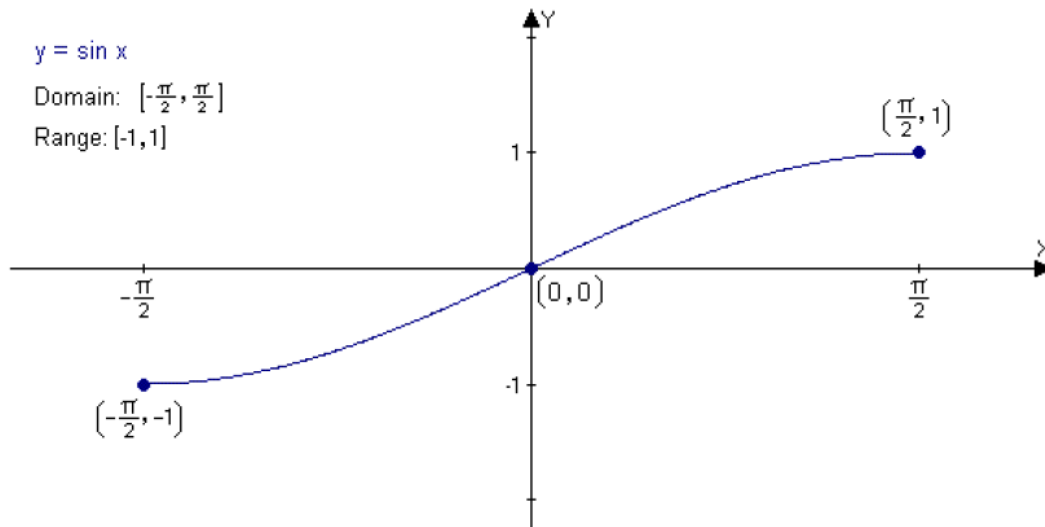
Restricted Sine vs. Inverse Sine

- As we established before, to have an inverse trigonometric function, first we need a restricted function.
- Once we have the restricted function, we take the points of the graph (range, domain, and origin), then switch the y 's with the x 's.

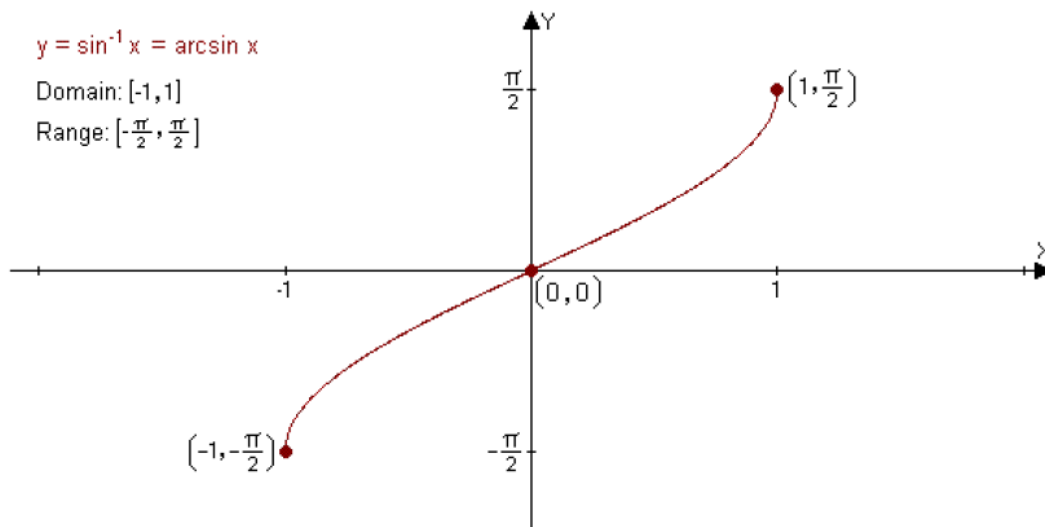
Inverse Trig Functions

Restricted Sine vs. Inverse Sine Continued ...

- For example:
 - These are the coordinates for the restricted sine function.
 $(-\pi/2, -1), (0, 0), (\pi/2, 1)$



- Reverse the order by switching x with y to achieve an inverse sine function.
 $(-1, -\pi/2), (0, 0), (1, \pi/2)$



Inverse Trig Functions

Sine-Inverse Sine Identities

- $\sin(\sin^{-1} x) = x$, where $-1 < x < 1$

- Example: $\sin(\sin^{-1} 0.5) = 0.5$
 $\sin(\sin^{-1} 1.5) \neq 1.5$
(not within the interval or domain of the inverse sine function)

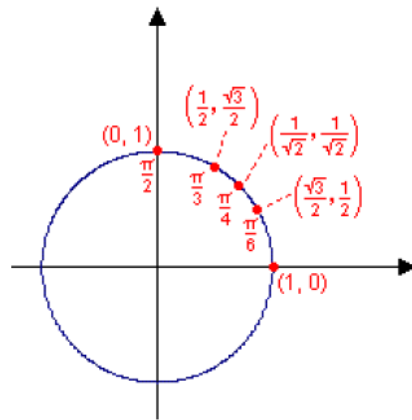
- $\sin^{-1}(\sin x) = x$, where $-\pi/2 \leq x \leq \pi/2$

- Example: $\sin^{-1}[\sin(-1.5)] = -1.5$
 $\sin^{-1}[\sin(-2)] \neq -2$
(not within the interval or domain of the restricted sine function)

Inverse Trig Functions

Without Calculator

- To attain the value of an inverse trigonometric function without using the calculator requires the knowledge of the Circular Points Coordinates, found in Chapter 5, the Wrapping Function section.
- Here is quadrant I of the Unit Circle



- The Unit Circle figure shows the coordinates of Key Circular Points.
- These coordinates assist with the finding of the exact value of an inverse trigonometric function.

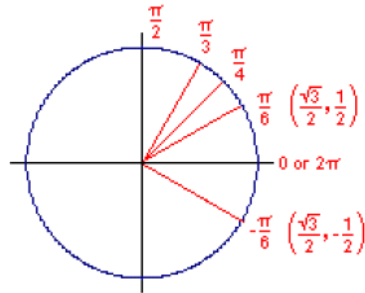
Inverse Trig Functions

Without Calculator

Example 1: Find the value for $\rightarrow \sin^{-1}(-1/2)$

Answer:

- $\sin^{-1}(-1/2)$, is the same as $\sin y = -1/2$, where $-\pi/2 \leq y \leq \pi/2$



- Since the figure displays a mirror image of $\pi/6$ on the IV quadrant, the answer is:
 $y = -\pi/6 = \sin^{-1}(-1/2)$
- Although $\sin(11\pi/6) = -1/2$, y must be within the interval $[-\pi/2, \pi/2]$.
- Consequently, $y = -\pi/6$, which is between the interval, meets the conditions for the inverse sine function.

Inverse Trig Functions

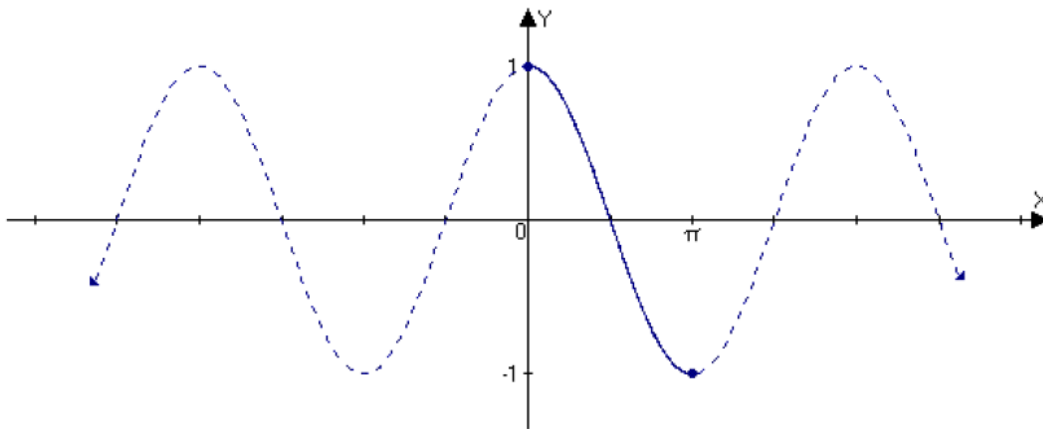
With Calculator

- There are different types of brands on calculators, so read the instructions in the user's manual.
- Make sure to set the calculator on radian mode.
- If the calculator displays an error, then the values or digits used are not within the domain of the trigonometry function
 - For example:
If you punch in $\sin^{-1}(1.548)$ on your calculator, the device will state that there is an error because 1.548 is not within the domain of \sin^{-1} .

Inverse Trig Functions

Restrict Cosine Function

- The restriction of a cosine function is similar to the restriction of a sine function.
- The intervals are $[0, \pi]$ because within this interval the graph passes the horizontal line test.
- Each range goes through once as x moves from 0 to π .



Inverse Trig Functions

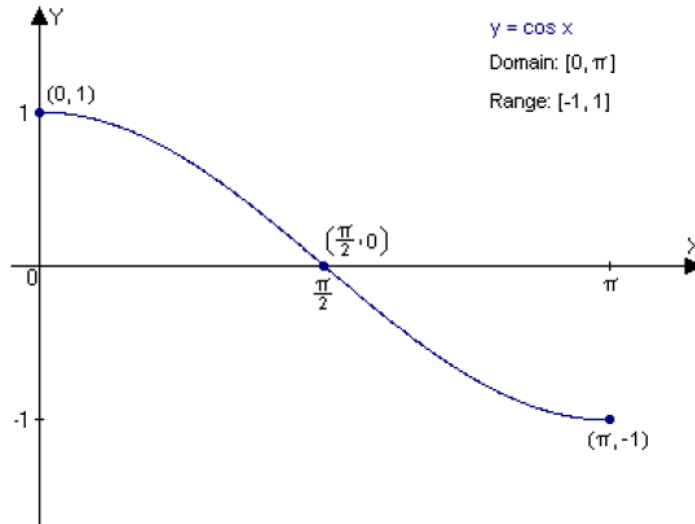
Inverse Cosine Function

- Once we have the restricted function, we are able to proceed with defining the inverse cosine function, \cos^{-1} or \arccos .
- The inverse of the restricted cosine function $y = \cos x$, $0 \leq x \leq \pi$, is $y = \cos^{-1} x$ and $y = \arccos x$.
- Which also means, $\cos y = x$, where $0 \leq y \leq \pi$, $-1 < x < 1$ (Remember, the domain of f is the range of f^{-1} , and vice versa).

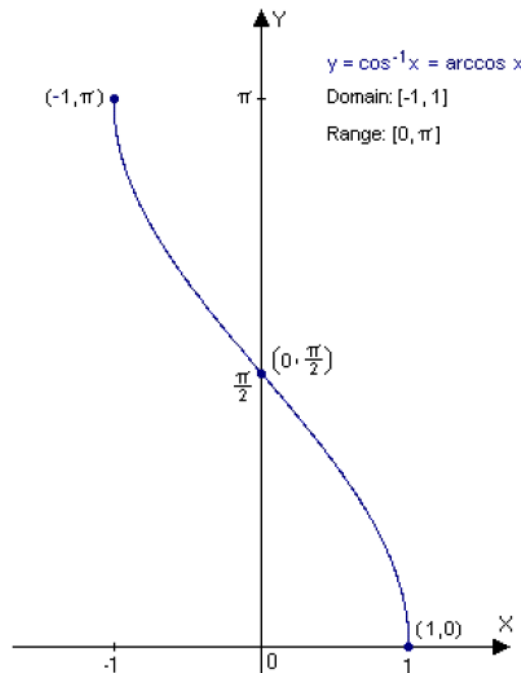
Inverse Trig Functions

Restricted Cosine vs. Inverse Cosine

- The restricted cosine function has the domain, range, and x-intercept coordinates:
 $(0, 1)$ $(\pi/2, 0)$ $(\pi, -1)$



- The inverse cosine function switched the coordinates of the restricted function, x is now y, and y is now x: $(1, 0)$ $(0, \pi/2)$ $(-1, \pi)$



Inverse Trig Functions

Cosine-Inverse Cosine Identities

- $\cos(\cos^{-1} x) = x$, where $-1 \leq x \leq 1$

- Example: $\cos(\cos^{-1} 0.5) = 0.5$
 $\cos(\cos^{-1} 1.5) \neq 1.5$
(not within the interval or domain of the inverse cosine function)

- $\cos^{-1}(\cos x) = x$, where $0 \leq x \leq \pi$

- Example: $\cos^{-1}[\cos(0.5)] = 0.5$
 $\cos^{-1}[\cos(-2)] \neq -2$
(not within the interval or domain of the restricted cosine function)

Inverse Trig Functions

Cosine Inverse Solving Without Calculator:

Example 2: $\cos(\cos^{-1} 0.6)$

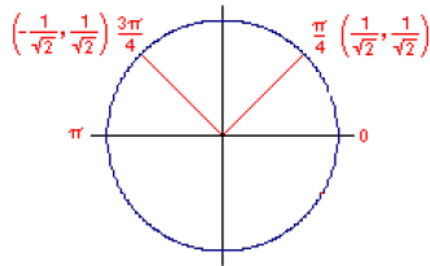
Answer:

Since $-1 \leq 0.6 \leq 1$, then $\cos(\cos^{-1} 0.6) = \mathbf{0.6}$ because the form is following the cosine-inverse cosine identities.

Example 3: $\arccos(-1/\sqrt{2})$

Answer:

- $\arccos(-1/\sqrt{2})$, is the same as $\cos y = -1/\sqrt{2}$, where $0 < y < \pi$.



- Due to the fact, that the figure displays a mirror image of $\pi/4$ on the II quadrant, $(3\pi/4)$, the **answer** is $y = \mathbf{3\pi/4} = \arccos(-1/\sqrt{2})$.
- Even though $\cos(-3\pi/4) = -1/\sqrt{2}$, $y \neq -3\pi/4$. The y must be within the interval $[0, \pi]$.

Inverse Trig Functions

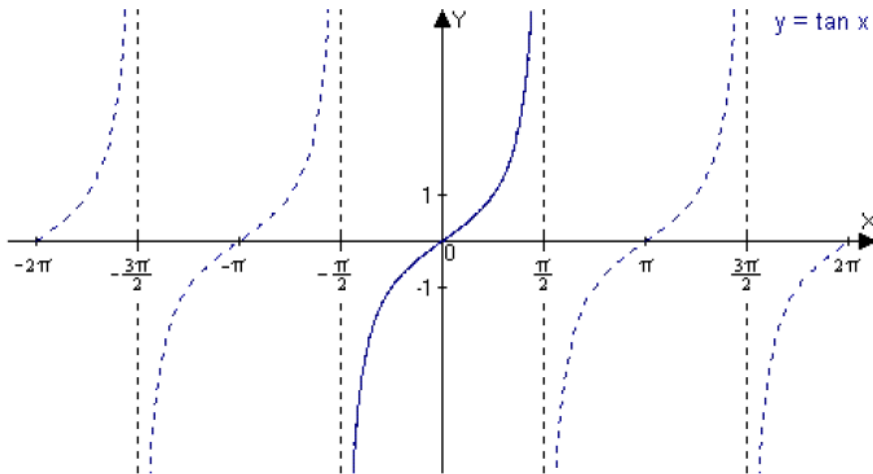
Solving Cosine Inverse With Calculator

- There are different types of brands on calculators, so read the instructions in the user's manual.
- Make sure to set the calculator on radian mode.
- If the calculator displays an error, then the values or digits used are not within the domain of the trigonometry function
 - For example:
If you punch in $\cos^{-1}(1.238)$ on your calculator, the device will state that there is an error because 1.238 is not within the domain of \cos^{-1} .

Inverse Trig Functions

Restriction of Tangent Function

- To become a one-to-one function, we choose the interval $(-\pi/2, \pi/2)$, thus a restricted function is formed.

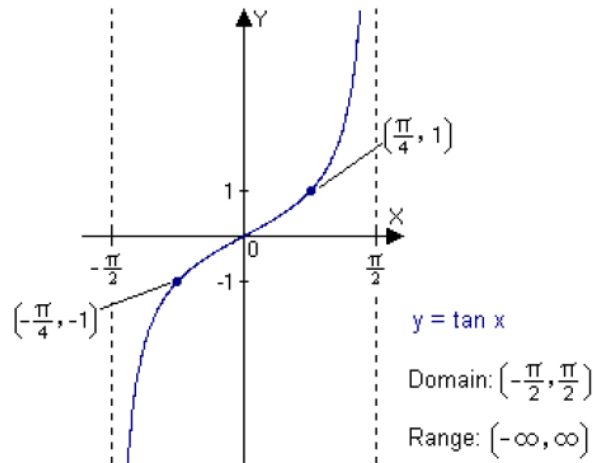


- The restricted tangent function passes the horizontal line test.
- Each range value (y) is given exactly once as x proceeds across the restricted domain.
- Now, that we have the function restricted we will use it to formulize the inverse tangent function.

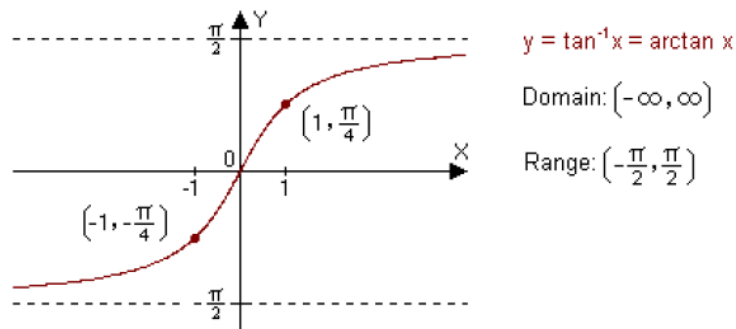
Inverse Trig Functions

Inverse Tangent Function

- Signified by \tan^{-1} or $\arctan \rightarrow y = \tan^{-1} x$ or $y = \arctan x$
- The definition, undifferentiated to sine and cosine, is the inverse of the restricted tan function ($y = \tan x$), in the interval $-\pi/2 \leq x \leq \pi/2$
- The inverse is equivalent to $\tan y = x$, where $-\pi/2 \leq y \leq \pi/2$
- Here is the graph of restricted tangent function



- Here is the graph of inverse tangent function



- The coordinates on the restricted function $(-\pi/4, -1)$, $(0, 0)$, and $(\pi/4, 1)$ are reversed on the inverse function.
- The vertical asymptotes on the restricted function become horizontal on the inverse.

Inverse Trig Functions

Tangent-Inverse Tangent Identities

- $\tan(\tan^{-1} x) = x$, where $-\infty < x < \infty$

– Example: $\tan(\tan^{-1} 2) = 2$
 $\tan(\tan^{-1} -1.5) = -1.5$

- $\tan^{-1}(\tan x) = x$, where $-\pi/2 < x < \pi/2$

$$\tan^{-1}[\tan(-0.5)] = -0.5$$

$$\tan^{-1}[\tan(-2)] \neq -2$$

(not within the interval or domain of the restricted tangent function)

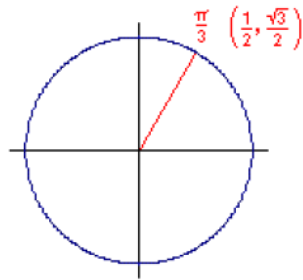
Inverse Trig Functions

Solving Inverse Tangent Problem Without Calculator

Example 4: $y = \tan^{-1}(\sqrt{3})$

Answer:

- $\tan^{-1}(\sqrt{3})$, is the same as $\tan y = \sqrt{3}$, where $-\pi/2 < y < \pi/2$.
Therefore, $y = \pi/3 = \tan^{-1}(\sqrt{3})$:



- Since $\tan x = b/a = \sqrt{3}/2 \div 1/2 = \sqrt{3}/2 \times 2/1 = \sqrt{3}$, then the **answer** to $\tan^{-1}(\sqrt{3}) = y = \pi/3$

Example 5: $\tan[\tan^{-1}(56)]$

Answer:

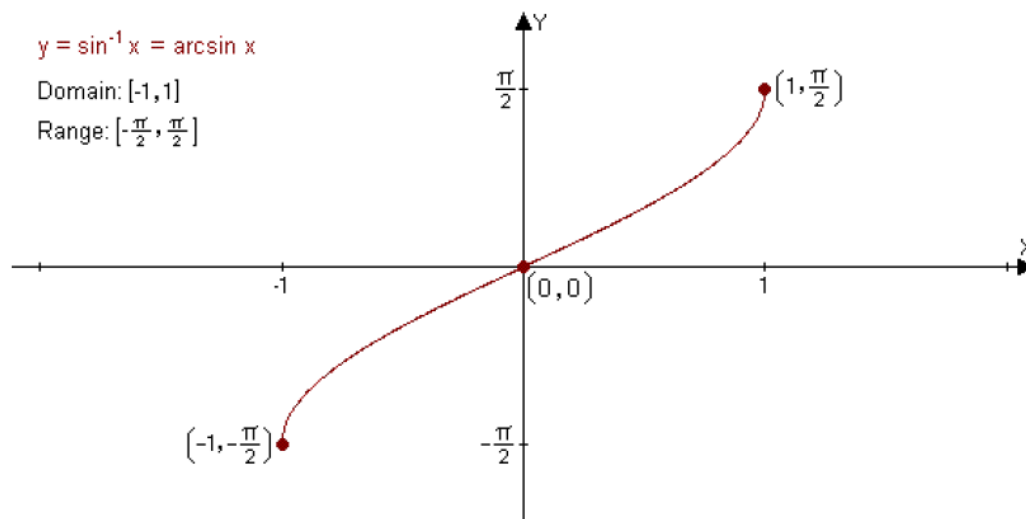
- According to the Tangent-Inverse Tangent Identities, $\tan(\tan^{-1}x) = x$, where $-\infty < x < \infty$. Consequently, any number x will equal number x because the domain is infinite, no limits.
- So, the **answer:** $\tan[\tan^{-1}(56)] = 56$

Inverse Trig Functions

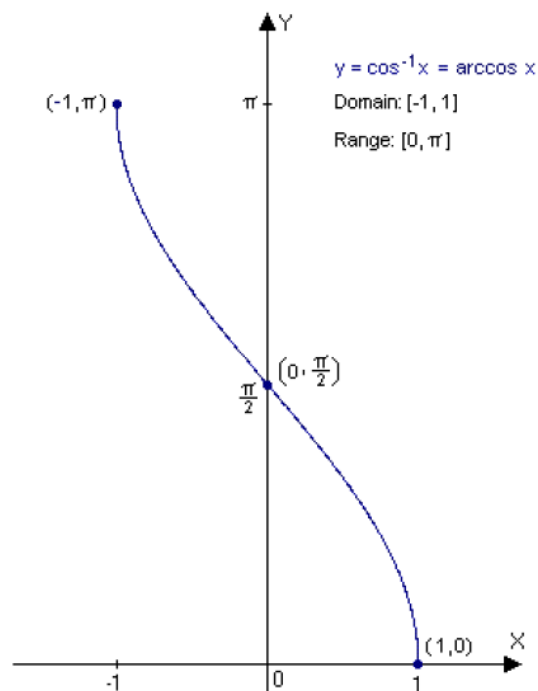
Summary

Let us summarize all the different inverse trigonometric functions.

- $y = \sin^{-1} x \rightarrow x = \sin y$, where $-1 < x < 1$, and $-\pi/2 < y < \pi/2$



- $y = \cos^{-1} x \rightarrow x = \cos y$, where $-1 < x < 1$, and $0 < y < \pi$



Inverse Trig Functions

Summary Continued ...

- $y = \tan^{-1} x \rightarrow x = \tan y$, where $-\infty < x < \infty$, and $-\pi/2 < y < \pi/2$

