

Parametric Coordinates and Equations Set 7

Parametric Equations

Up until this point we have been representing a graph by a single equation involving two variables x and y . Today we will introduce the use of a third variable, t , to represent a curve in the plane.

Why??

- Rectangular equations can identify where an object has been but do not tell you when the object was at a given point (x,y) on the path. To determine this time, we will introduce a third variable t , called a parameter. We will write both x and y as functions of t to obtain parametric equations.
- Because of this, parametric equations are useful for modeling situations involving position, velocity, and acceleration.

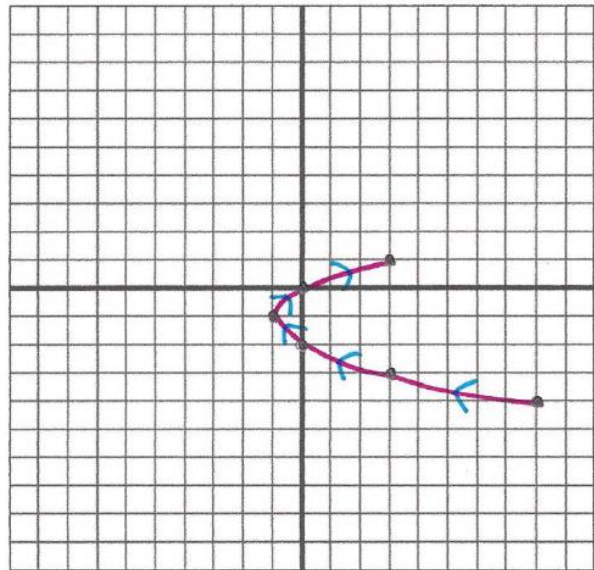
Plane Curve: If f and g are continuous functions of t on an interval I , the set of ordered pairs $(f(t), g(t))$ is a plane curve C . The equations $x = f(t)$ and $y = g(t)$ are parametric equations for C and t is the parameter.

Part One: Sketching a Plane Curve

Example 1: Sketch the curve represented by the parametric equations

$$x = t^2 - 2t \quad \text{and} \quad y = t - 2 \quad -2 \leq t \leq 3$$

t	x	y	(x,y)
-2	$(-2)^2 - 2(-2)$	$-2 - 2$	$(8, -4)$
-1	$(-1)^2 - 2(-1)$	$-1 - 2$	$(3, -3)$
0	$(0)^2 - 2(0)$	$0 - 2$	$(0, -2)$
1	$(1)^2 - 2(1)$	$1 - 2$	$(-1, -1)$
2	$(2)^2 - 2(2)$	$2 - 2$	$(0, 0)$
3	$(3)^2 - 2(3)$	$3 - 2$	$(3, 1)$



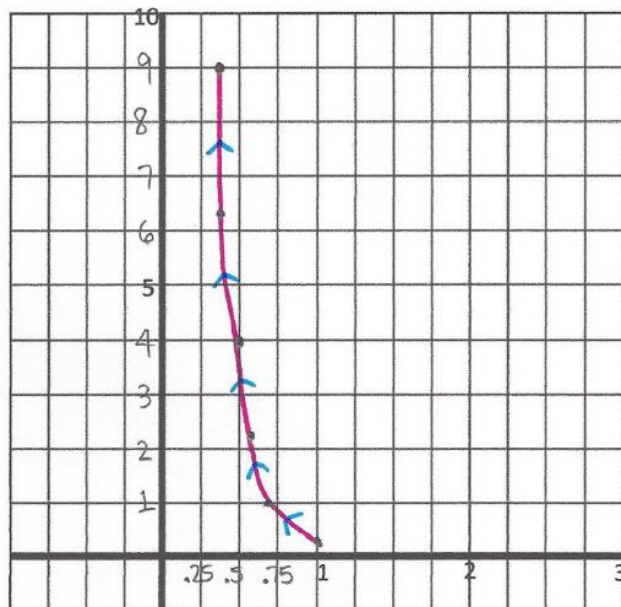
★ place arrows to indicate the direction of the increasing values of t .

Parametric Coordinates and Equations Set 7

Example 2: Sketch the curve represented by the parametric equations

$$x = \frac{1}{\sqrt{t}} \quad \text{and} \quad y = \frac{t^2}{4} \quad 1 \leq t \leq 6$$

t	x	y	(x,y)
1	$\frac{1}{1} = 1$	$\frac{1^2}{4} = \frac{1}{4}$	(1, .25)
2	$\frac{1}{\sqrt{2}} = \frac{\sqrt{2}}{2}$	$\frac{2^2}{4} = \frac{4}{4} = 1$	(.71, 1)
3	$\frac{1}{\sqrt{3}} = \frac{\sqrt{3}}{3}$	$\frac{3^2}{4} = \frac{9}{4}$	(.58, 2.25)
4	$\frac{1}{\sqrt{4}} = \frac{1}{2}$	$\frac{4^2}{4} = \frac{16}{4} = 4$	(.5, 4)
5	$\frac{1}{\sqrt{5}} = \frac{\sqrt{5}}{5}$	$\frac{5^2}{4} = \frac{25}{4}$	(.45, 6.25)
6	$\frac{1}{\sqrt{6}} = \frac{\sqrt{6}}{6}$	$\frac{6^2}{4} = \frac{36}{4} = 9$	(.41, 9)



Parametric Coordinates and Equations Set 7

Part Two: Eliminating the Parameter (Find a rectangular equation)

To make graphing easier, sometimes it is helpful to eliminate the parameter to write a rectangular equation (in x and y) that has the same graph.

Steps:

- 1) Solve for t in one of the parametric equations
- 2) Substitute into the other parametric equation
- 3) Simplify

Example 3:

a) Create a table of x- and y- values by adjusting the domain of the given functions. Then sketch the curve represented

by the equations: $x = \sqrt{t-2}$ and $y = 1+t$ ***Parametric Equations***

- b) Find the rectangular equation by eliminating the parameter. Sketch its graph.
 c) How do the graphs differ?

a) Domain: $t \geq 2$

t	x	y	(x,y)
2	0	3	(0,3)
3	1	4	(1,4)
6	2	7	(2,7)
11	3	12	(3,12)

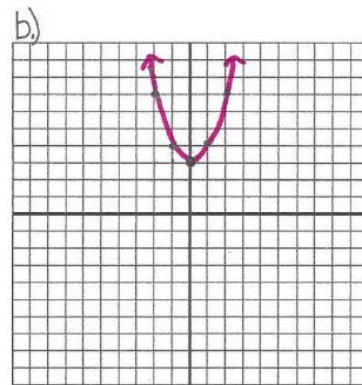
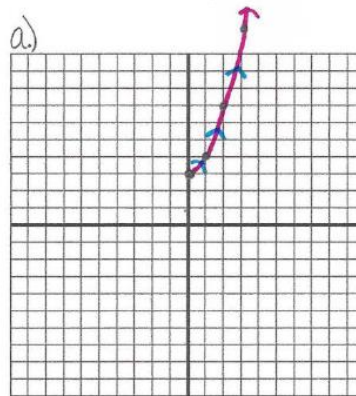
b) $x = \sqrt{t-2}$
 $x^2 = t-2$
 $x^2 + 2 = t$
 $t = x^2 + 2$

$y = 1+t$
 $y = 1+x^2+2$
 $y = x^2+3$

Rectangular Equation

x	y
-2	4
-1	1
0	0
1	1
2	4

c.) When you graph a rectangular equation, you lose the domain restrictions and you lose the direction in which the graph is travelling as time increases.



vertex: (0,3)

Parametric Coordinates and Equations Set 7

You Try: Eliminate the Parameter and graph.

$$x = 3 + 2t \quad \text{and} \quad y = -1 + 5t$$

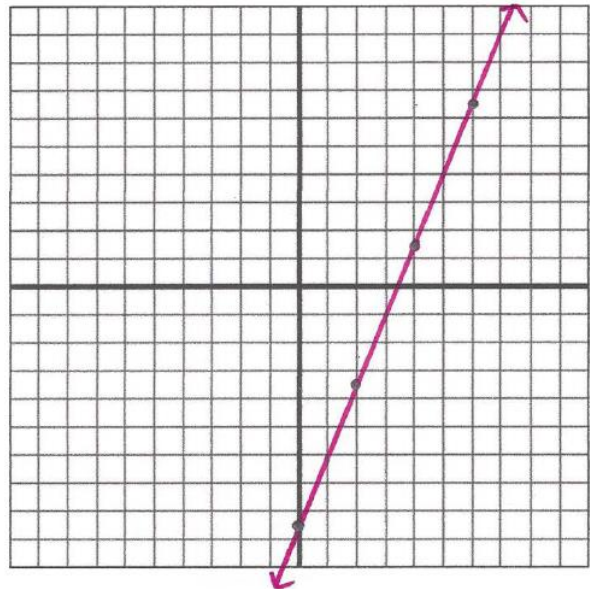
$$\frac{x-3}{2} = \frac{2t}{2} \qquad y = -1 + 5\left(\frac{x-3}{2}\right)$$

$$t = \frac{x-3}{2} \qquad y = -1 + \frac{5x-15}{2}$$

$$y = -\frac{2}{2} + \frac{5x-15}{2}$$

$$\boxed{y = \frac{5}{2}x - \frac{17}{2}}$$

$$y = \frac{5}{2}x - 8\frac{1}{2}$$



Example 4: Eliminating an Angle Parameter

Sketch the curve represented by

$$\frac{x}{2} = \frac{2 \cos \theta}{2} \quad \text{and} \quad \frac{y}{3} = \frac{3 \sin \theta}{3} \quad \text{for} \quad 0 \leq \theta \leq 2\pi.$$

$$\frac{x}{2} = \cos \theta \qquad \frac{y}{3} = \sin \theta$$

$$\sin^2 \theta + \cos^2 \theta = 1$$

$$\left(\frac{y}{3}\right)^2 + \left(\frac{x}{2}\right)^2 = 1$$

$$\frac{y^2}{9} + \frac{x^2}{4} = 1$$

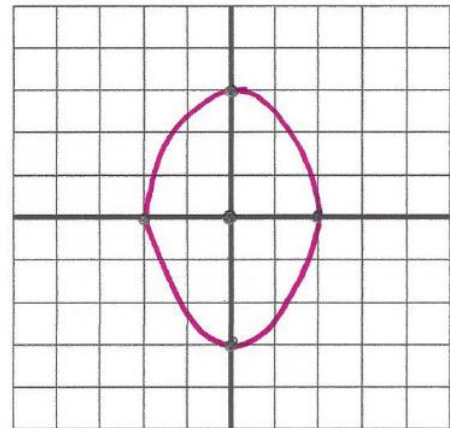
* Vertical ellipse

$$\boxed{\frac{x^2}{4} + \frac{y^2}{9} = 1}$$

$$a=3$$

$$b=2$$

center: (0,0)



You Try: Eliminate the Parameter and graph.

$$\frac{x}{4} = \frac{4 \cos \theta}{4} \quad \text{and} \quad \frac{y}{-4} = \frac{-4 \sin \theta}{-4} \quad \text{for} \quad 0 \leq \theta \leq 2\pi.$$

$$\frac{x}{4} = \cos \theta \qquad \frac{y}{-4} = \sin \theta$$

$$\sin^2 \theta + \cos^2 \theta = 1$$

$$\left(\frac{y}{-4}\right)^2 + \left(\frac{x}{4}\right)^2 = 1$$

$$\frac{y^2}{16} + \frac{x^2}{16} = 1$$

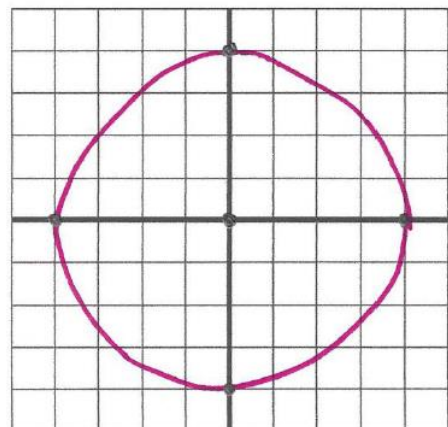
$$\boxed{\frac{x^2}{16} + \frac{y^2}{16} = 1}$$

center: (0,0)

$$r=4$$

or $\boxed{x^2 + y^2 = 16}$

*circle



Parametric Coordinates and Equations Set 7

Part Three: Finding Parametric Equations for a Graph ** Parametric Equations come in PAIRS! **

Example 5: Write parametric equations for the line $y = 2x - 3$ with $x = -4t$.

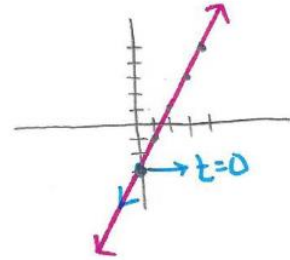
$$y = 2(-4t) - 3$$

$$y = -8t - 3$$

$$\begin{aligned} x &= -4t \\ y &= -8t - 3 \end{aligned}$$

Substitute in for x.

t	x	y	(x, y)
-2	8	13	(8, 13)
-1	4	5	(4, 5)
0	0	-3	(0, -3)
1	-4	-11	(-4, -11)
2	-8	-19	(-8, -19)



You Try: Write parametric equations for the line $y = -4x + 1$ with $x = \frac{t}{2}$.

$$y = -4\left(\frac{t}{2}\right) + 1$$

$$y = -2t + 1$$

$$\begin{aligned} x &= \frac{t}{2} \\ y &= -2t + 1 \end{aligned}$$

★ Note

In the linear equation $y = 2x - 3$

x is the INDEPENDENT variable

y is the DEPENDENT variable

In parametric equations

t is the INDEPENDENT variable

x & y are the DEPENDENT variables