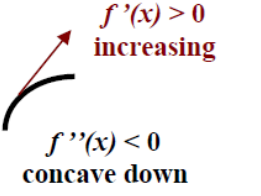
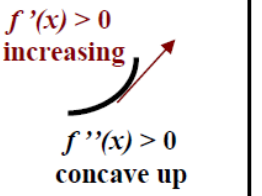
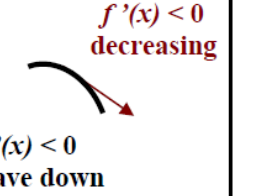
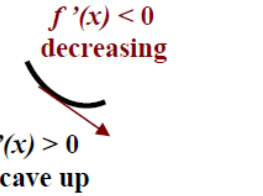
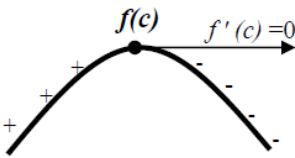
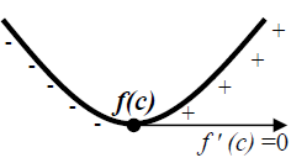
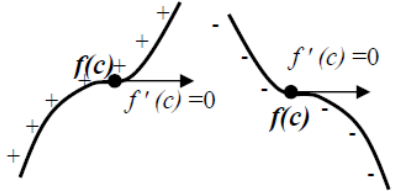


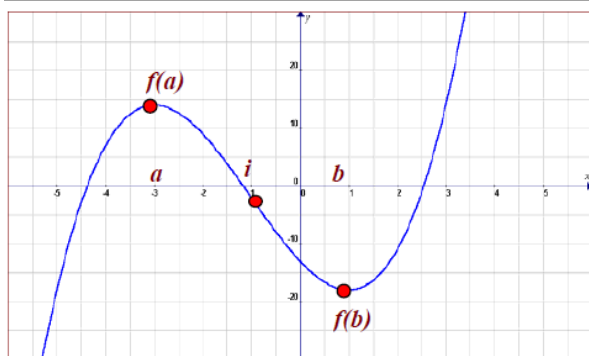
Critical Values ... Set 4

Using the Derivative to Analyze Functions

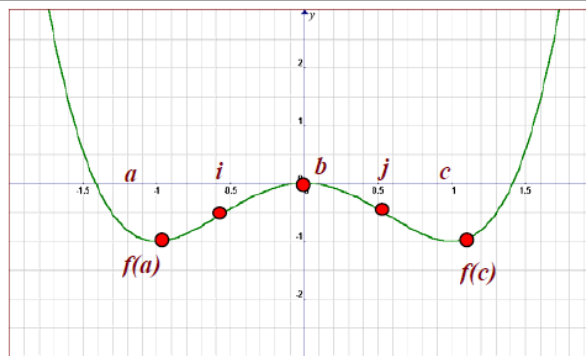
- $f'(x)$ indicates if the function is: Increasing or Decreasing on certain intervals.
Critical Point c is where $f'(c) = 0$ (*tangent line is horizontal*), or $f'(c)$ = undefined (*tangent line is vertical*)
- $f''(x)$ indicates if the function is concave up or down on certain intervals.

Inflection Point: where $f''(x) = 0$ or where the function changes concavity, no Min no Max.

			
 <p>If the sign of $f'(c)$ changes: from + to -, then: $f(c)$ is a local Maximum</p>	 <p>If the sign of $f'(c)$ changes: from - to +, then: $f(c)$ is a local Minimum</p>	 <p>If there is no sign change for $f'(c)$: then $f(c)$ is not a local extreme, it is: An Inflection Point (<i>concavity changes</i>)</p>	



- **Critical points, $f'(x) = 0$** at : $x = a, x = b$
- **Increasing, $f'(x) > 0$** in : $x < a$ and $x > b$
- **Decreasing, $f'(x) < 0$** in : $a < x < b$
- **Max** at: $x = a$, **Max** = $f(a)$
- **Min** at: $x = b$, **Min** = $f(b)$
- **Inflection point, $f''(x) = 0$** at : $x = i$
- **Concave up, $f''(x) > 0$** in: $x > i$
- **Concave Down, $f''(x) < 0$** in: $x < i$



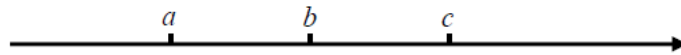
- **Critical points, $f'(x) = 0$** at : $x = a, x = b, x = c$
- **Increasing, $f'(x) > 0$** in : $a < x < b$ and $x > c$
- **Decreasing, $f'(x) < 0$** in : $x < a$ and $b < x < c$
- **Max** at: $x = b$, **Max** = $f(b)$
- **Min** at: $x = a, x = c$, **Min** = $f(a)$ and $f(c)$
- **Inflection point, $f''(x) = 0$** at : $x = i, x = j$
- **Concave up, $f''(x) > 0$** in: $x < i$ and $x > j$
- **Concave Down, $f''(x) < 0$** in: $i < x < j$

Critical Values ... Set 4

I) Applications of The First Derivative:



- Finding the critical points
- Determining the intervals where the function is increasing or decreasing
- Finding the local maxima and local minima

- **Step 1:** Locate the **critical points** where the derivative is = 0;
find $f'(x)$ and make it = 0
 $f'(x) = 0 \Rightarrow x = a, b, c, \dots$



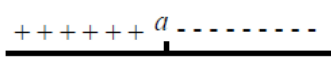
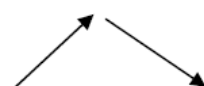

then choose a **test point** in each interval.

- **Step 3:** Find the derivative for the function in each test point:

<i>Sign of f' (test point)</i>	Label the interval of the test point:
> 0 or positive	<i>increasing</i> , + + + + + , 
< 0 or negative	<i>decreasing</i> , - - - - - , 

- **Step 4:** Look at both sides of each critical point, take point a for example:


 or 
 then it is a local **Min.**  **Min = $f(a)$**


 or 
 then it is a local **Max.**  **Max = $f(a)$**



 or 
No local Min. or Max. 


 or 
No local Min. or Max. 

Critical Values ... Set 4

II) Applications of The Second Derivative:

- Finding the inflection points
- Determining the intervals where the function is concave up or concave down
- **Step 5:** Locate the **inflection points** where the second derivative is = 0;
 find $f''(x)$ and make it = 0
 $f''(x) = 0 \Rightarrow x = i, j, k, \dots$
- **Step 6:** Divide $f''(x)$ into intervals using the inflection points found in the previous step:



then choose a **test point** in each interval.

- **Step 7:** Find the second derivative for function in each test point:

<i>Sign of f'' (test point)</i>	Label the interval of the test point:
> 0 or positive	<i>Concave up</i> , + + + + + ,
< 0 or negative	<i>Concave down</i> , - - - - - ,

- **Step 8:** Summarize all results in the following table:

Increasing in the intervals:	
Decreasing in the intervals:	
Local Max. points and Max values:	
Local Min. points and Min values:	
Inflection points at:	
Concave Up in the intervals:	
Concave Down in the intervals:	

- **Step 9:** Sketch the graph using the information from **steps 3,4** and **7** showing the critical points, inflection points, intervals of increasing or decreasing, local maxima and minima and the intervals of concave up or down.

Note: It is best to put the data from steps 3,4,7 above each other, then graph the function. For example:

Steps 3,4: $f'(x)$, increasing, decreasing labels: + + + + + a - - - - - b + + + + +

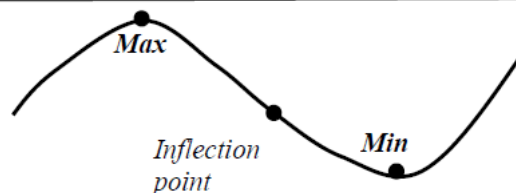
Step 7: $f''(x)$, concave up, down labels: - - - - - i + + + + + + + + +

Show the coordinates of each point:

Local Max at $(a, f(a))$

Local Min at $(b, f(b))$

Inflection Point at $(i, f(i))$



Critical Values ... Set 4

Example 1: For the function $f(x) = -x^3 + 3x^2 - 4$:

- a) Find the intervals where the function is increasing, decreasing.
- b) Find the local maximum and minimum points and values.
- c) Find the inflection points.
- d) Find the intervals where the function is concave up, concave down.
- e) Sketch the graph

D) Using the First Derivative:

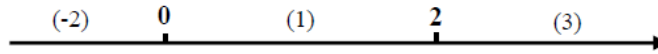
- **Step 1:** Locate the **critical points** where the derivative is = 0:

$$f'(x) = -3x^2 + 6x$$

$$f'(x) = 0 \text{ then } 3x(x - 2) = 0.$$

Solve for x and you will find $x = 0$ and $x = 2$ as the critical points

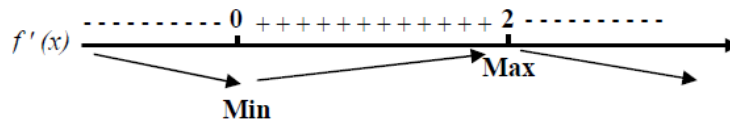
- **Step 2:** Divide $f'(x)$ into intervals using the critical points found in the previous step, then choose a **test points** in each interval such as (-2), (1), (3).



- **Step 3:** Find the derivative for the function in each test point: *(It is recommended to create a table underneath)*

	(-2)	0	(1)	2	(3)
	----- ----- ----- ----- ----->				
$f'(x) = -3x^2 + 6x$	$f'(-2) = -24$		$f'(1) = +3$		$f'(3) = -9$
Sign	-----		+++++		-----
Shape	Decreasing		Increasing		Decreasing
Intervals	$x < 0$		$0 < x < 2$		$x > 2$

- **Step 4:** Look at both sides of each critical point:



Local Minimum at $x = 0$, Minimum = $f(0) = -(0)^3 + 3(0)^2 - 4 = -4$; or **Min (0, -4)**

Local Maximum at $x = 2$, Maximum = $f(2) = -(2)^3 + 3(2)^2 - 4 = 0$; or **Max (2, 0)**

Increasing or $f'(x) > 0$ in: $0 < x < 2$

Decreasing or $f'(x) < 0$ in: $x < 0$ and $x > 2$

Critical Values ... Set 4

II) Using the Second Derivative:

- **Step 5:** Locate the **inflection points** where the second derivative is = 0; find $f''(x)$ and make it = 0

$$f'(x) = -3x^2 + 6x$$

$$f''(x) = -6x + 6$$

$$f''(x) = 0 \text{ then } -6x + 6 = 0$$

Solve for x and you will find $x = 1$ as the inflection point

- **Step 6:** Divide $f''(x)$ into intervals using the inflection points found in the previous step, then choose a **test point** in each interval such as (0) and (2).



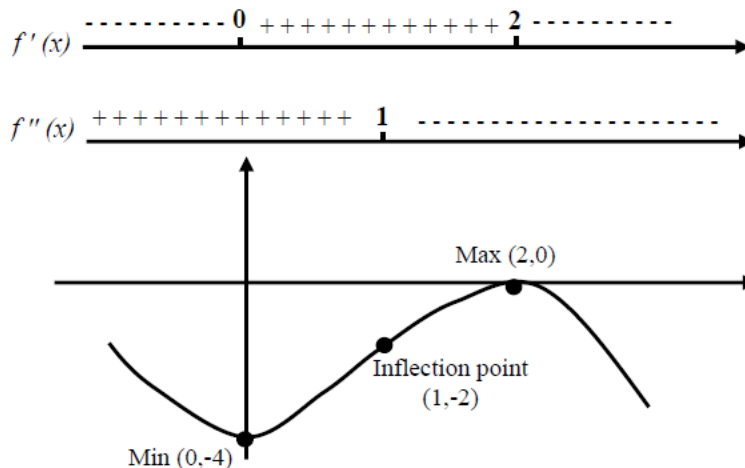
- **Step 7:** Find the second derivative for the function in each test point: *(It is recommended to create a table underneath)*

	(0)	1	(2)
$f''(x) = -6x + 6$	$f''(0) = 6$		$f''(2) = -6$
Sign	+++++		-----
Shape	Concave up		Concave Down
Intervals	$x < 1$		$x > 1$

- **Step 8:** Summarize all results in the following table:

Increasing in the intervals:	$f'(x) > 0$ in $0 < x < 2$
Decreasing in the intervals:	$f'(x) < 0$ in $x < 0$ and $x > 2$
Local Max. points and Max values:	Max. at $x = 2$, Max (2, 0)
Local Min. points and Min values:	Min. at $x = 0$, Min (0, -4)
Inflection points at:	$x = 1$, $f(1) = -2$ or at (1, -2)
Concave Up in the intervals:	$f''(x) > 0$ in $x < 1$
Concave Down in the intervals:	$f''(x) < 0$ in $x > 1$

- **Step 9:** Sketch the graph:



Critical Values ... Set 4

Example 2: Analyze the function $f(x) = 3x^5 - 20x^3$

- Find the intervals where the function is increasing, decreasing.
- Find the local maximum and minimum points and values.
- Find the inflection points.
- Find the intervals where the function is concave up, concave down.
- Sketch the graph

I) Using the First Derivative:

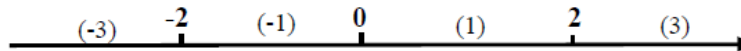
- Step 1:** The critical points where the derivative is = 0:

$$f'(x) = 15x^4 - 60x^2$$

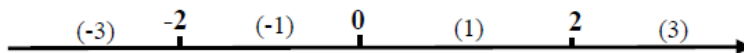
$$f'(x) = 0 \text{ then } 15x^2(x^2 - 4) = 0.$$

Solve for x and you will find $x = -2$, $x = 0$ and $x = 2$ as the critical points

- Step 2:** Intervals & test points in $f'(x)$:

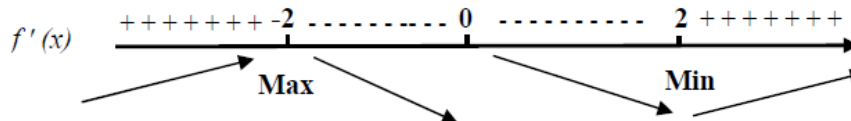


- Step 3:** Derivative for the function in each test point:



$f'(x) = 15x^4 - 60x^2$	$f'(-3) = 675$	$f'(-1) = -45$	$f'(1) = -45$	$f'(3) = 675$
Sign	+++++	-----	-----	+++++
Shape	Increasing	Decreasing	Decreasing	Increasing
Intervals	$x < -2$	$-2 < x < 0$	$0 < x < 2$	$x > 2$

- Step 4:**



Local Maximum at $x = -2$, Maximum = $f(-2) = 3(-2)^5 - 20(-2)^3 = 64$; or **Max** $(-2, 64)$

Local Minimum at $x = 2$, Minimum = $f(2) = 3(2)^5 - 20(2)^3 = -64$; or **Min** $(2, -64)$

Increasing or $f'(x) > 0$ in: $x < -2$ and $x > 2$

Decreasing or $f'(x) < 0$ in: $-2 < x < 0$ and $0 < x < 2$, or $-2 < x < 2$

Critical Values ... Set 4

II) Using the Second Derivative:


- **Step 5:** Locate the inflection points by making $f''(x) = 0$:

$$f''(x) = 60x^3 - 120x$$

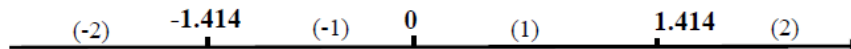
$$f''(x) = 0 \text{ then } 60x(x^2 - 2) = 0.$$

$$\text{Solve for } x \text{ and you will find } x = 0, x = \pm\sqrt{2} = \pm 1.414$$

- **Step 6:** Intervals & test points



- **Step 7:**

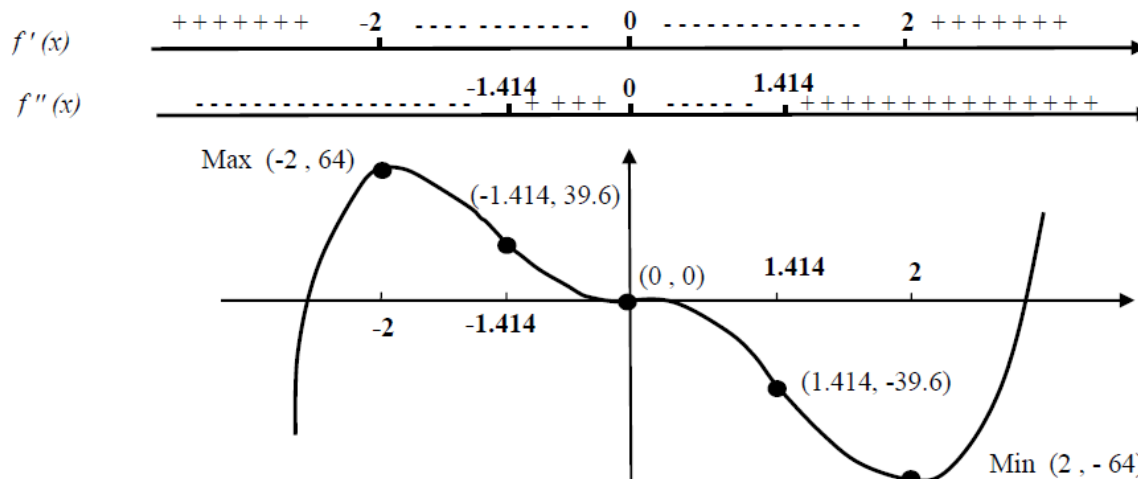


$f''(x) = 60x^3 - 120x$	$f''(-2) = -$	$f''(-1) = +$	$f''(1) = -$	$f''(2) = +$
Sign	-----	++++++	-----	++++++
Shape	Concave Down	Concave Up	Concave Down	Concave Up
Intervals	$x < -1.414$	$-1.414 < x < 0$	$0 < x < 1.414$	$x > 1.414$

- **Step 8:** Summarize all results in the following table:

Increasing in the intervals:	$x < -2$ and $x > 2$
Decreasing in the intervals:	$-2 < x < 2$
Local Max. points and Max values:	Max. at $x = -2$, Max $(-2, 64)$
Local Min. points and Min values:	Min. at $x = 2$, Min $(2, -64)$
Inflection points at:	$(-1.414, 39.6)$, $(0, 0)$, $(1.414, -39.6)$
Concave Up in the intervals:	$-1.414 < x < 0$ and $x > 1.414$
Concave Down in the intervals:	$x < -1.414$ and $0 < x < 1.414$

- **Step 9:** Sketch the graph: (Make sure the scale is consistent between $f'(x)$ and $f''(x)$ intervals)



Critical Values ... Set 4

The following are extra examples, analyze them using the 9 steps , then check your final answers:

Example 3: $f(x) = \frac{1}{3}x^3 - 2x^2 + 3x + 1$

Example 4: $f(x) = x^4 - 2x^2$

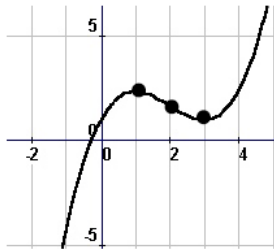
Example 5: $f(x) = x^4 - 4x^3$

Example 6: $f(x) = -3x^5 + 5x^3$

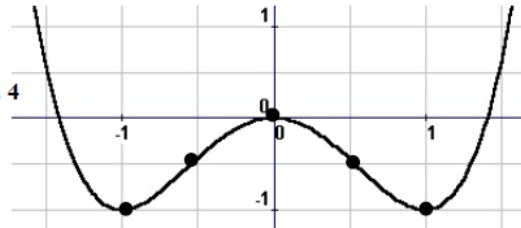
	Example3	Example 4
Increasing in the intervals:	$x < 1$ and $x > 3$	$-1 < x < 0$ and $x > 1$
Decreasing in the intervals:	$1 < x < 3$	$x < -1$ and $0 < x < 1$
Local Max. points and Max values:	Max. at $x = 1$, Max (1 , 7/3)	Max. at $x = 0$, Max (0 , 0)
Local Min. points and Min values:	Min. at $x = 3$, Min (3 , 1)	Min. at $x = -1,1$; Min (-1,-1) & (1,-1)
Inflection points at:	(2 , 5/3)	Approx. (-0.58 , -0.56) , (0.58 , -0.56)
Concave Up in the intervals:	$x > 2$	$x < -0.58$ and $x > 0.58$
Concave Down in the intervals:	$x < 2$	$-0.58 < x < 0.58$

	Example5	Example 6
Increasing in the intervals:	$x > 3$	$-1 < x < 1$
Decreasing in the intervals:	$x < 3$	$x < -1$ and $x > 1$
Local Max. points and Max values:	No local Max.	Max. at $x = 1$, Max (1 , 2)
Local Min. points and Min values:	Min. at $x = 3$, Min (3 , -27)	Min. at $x = -1$; Min (-1,-2)
Inflection points at:	(0 , 0) and (2 , -16)	Approx. (-0.707, -1.24), (0.707, 1.24), (0,0)
Concave Up in the intervals:	$x < 0$ and $x > 2$	$x < -0.707$ and $0 < x < 0.707$
Concave Down in the intervals:	$0 < x < 2$	$-0.707 < x < 0$ and $x > 0.707$

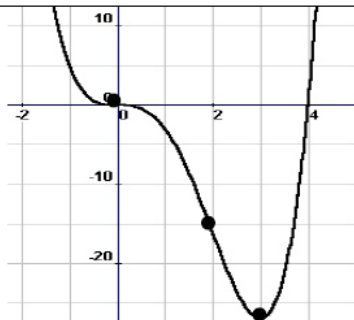
Ex. 3



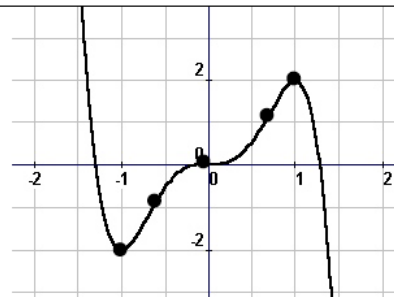
Ex. 4



Ex. 5



Ex. 6



Critical Values ... Set 4

The following are the graphs for problem in page 180 in the book. Analyze each problem using the 9 steps, create the summary tables and sketch the graphs. Your summary tables can be verified from the graphs.

11) $f(x) = x^2 - 5x + 3$

13) $f(x) = 2x^3 + 3x^2 - 36x + 5$

16) $f(x) = 3x^4 - 4x^3 + 6$

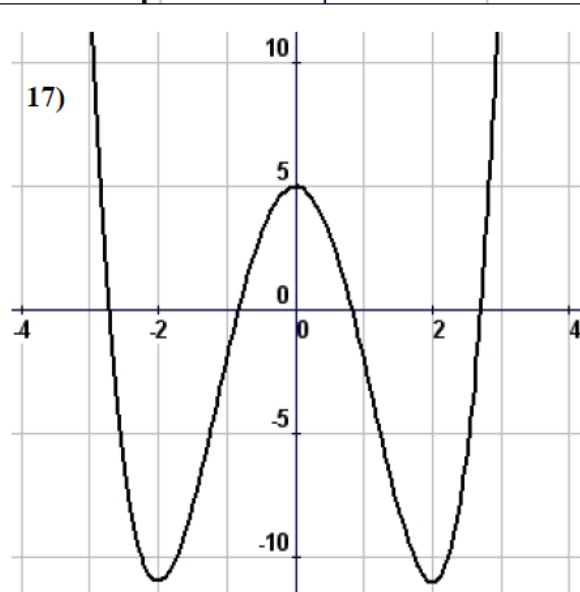
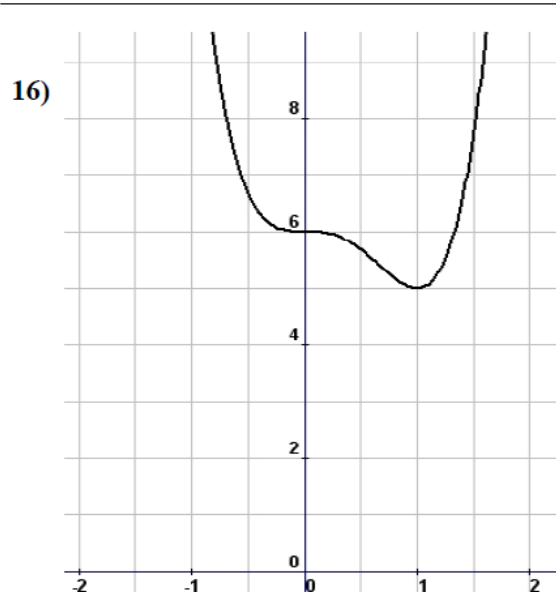
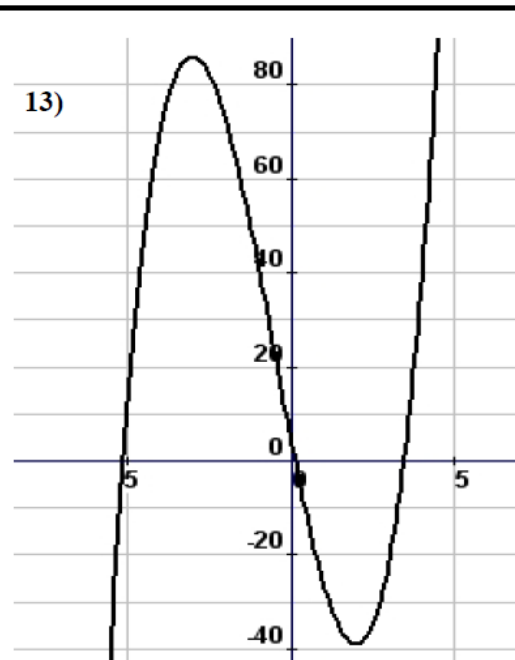
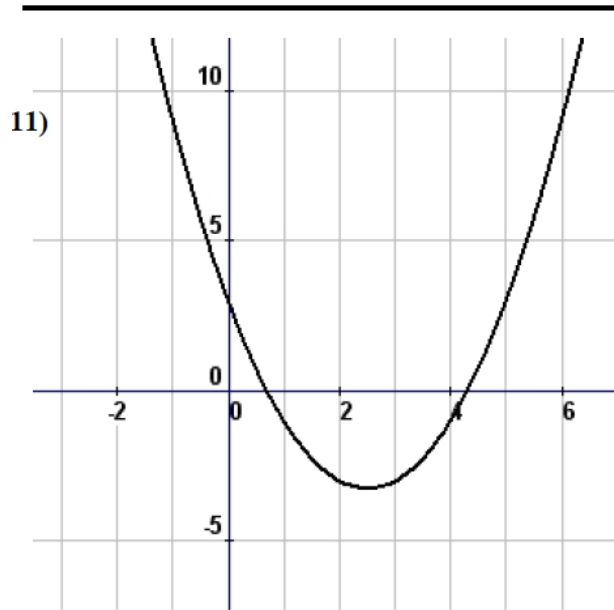
17) $f(x) = x^4 - 8x^2 + 5$

18) $y = x^4 - 4x^3 + 10$

20) $f(x) = 3x^5 - 5x^3$

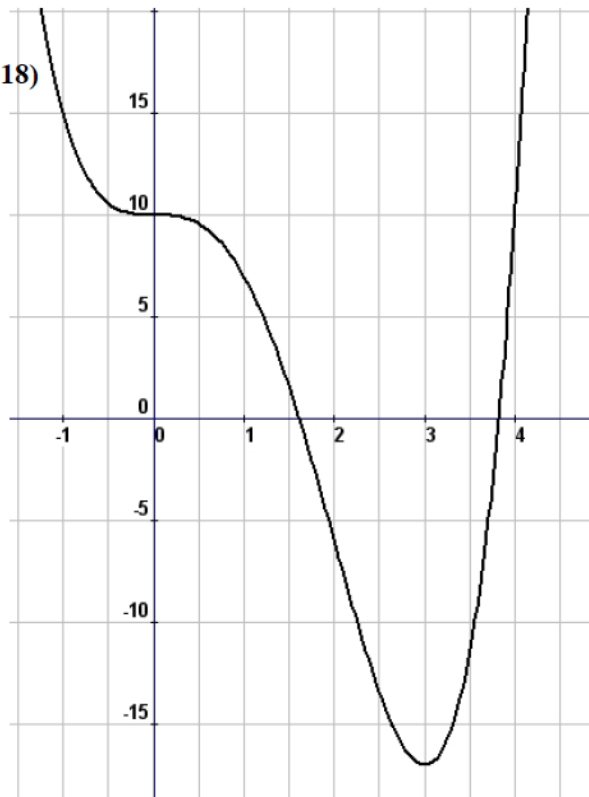
Extra 1: $f(x) = x^3 + 6x^2 + 9x - 1$

Extra 2: $f(x) = 20x^3 - 3x^5$

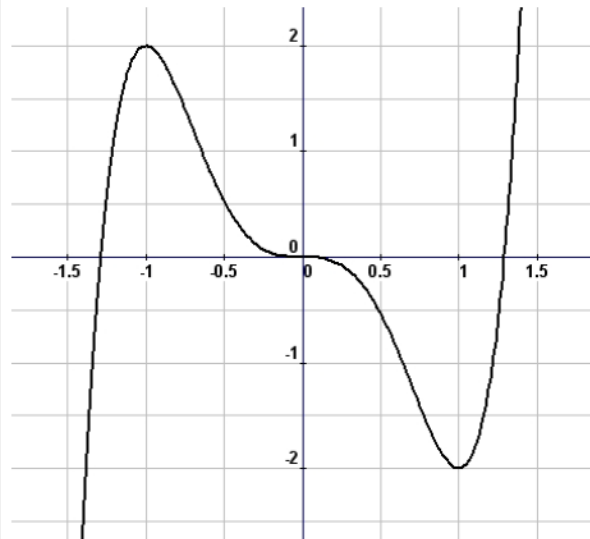


Critical Values ... Set 4

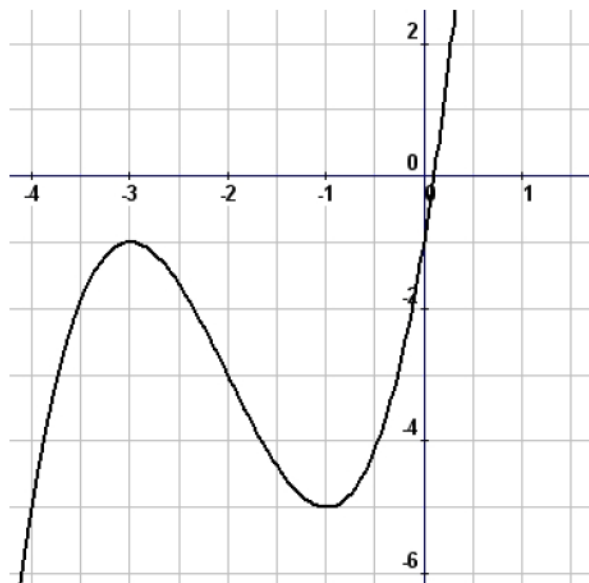
18)



20)



Extra 1



Extra 2

