

Local Minimum and Local Maximum ... Set 1

Math M119

Section 4.3 Supplement

- **Local (Relative) Max and Local Min:** where

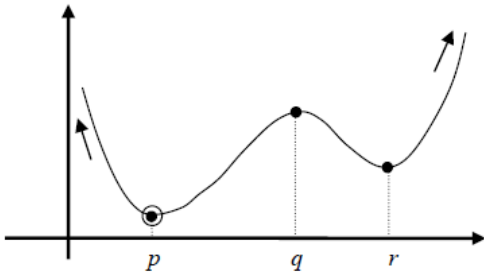
$f'(x) = 0$ and $f''(x) < 0$ for local max  (slope of tangent line = 0, concave down)

$f'(x) = 0$ and $f''(x) > 0$ for local min  (slope of tangent line = 0, concave up)

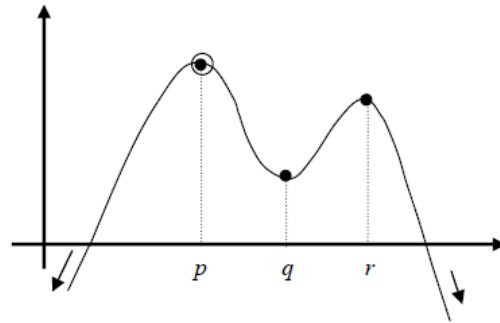
$f'(x)$ does not exist but $f(x)$ does

- **Global Max and Global Min:** The absolute highest and lowest points of the function including the end points.

a) Open Interval, No End Points (entire real line):

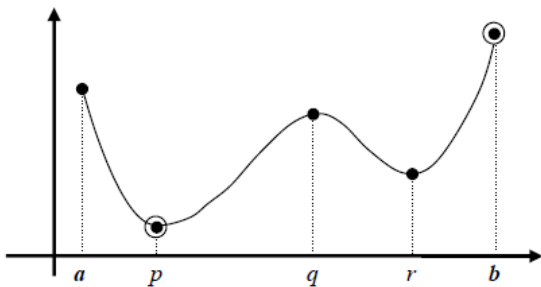


- Local Maximum at: q
- Local Minimum at: p and r
- No Global (*Absolute*) Maximum
- Global (*Absolute*) Minimum at: p

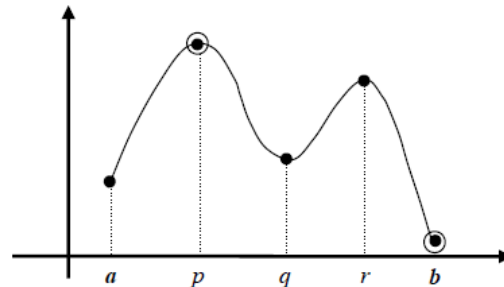


- Local Maximum at: p and r
- Local Minimum at: q
- Global (*Absolute*) Maximum at: p
- No Global (*Absolute*) Minimum

b) Closed Interval, With End Points such as $a \leq x \leq b$:



- Local Maximum at: a , q and b
- Local Minimum at: p and r
- Global (*Absolute*) Maximum at: b
- Global (*Absolute*) Minimum at: p



- Local Maximum at: p and r
- Local Minimum at: a , b , and q
- Global (*Absolute*) Maximum at: p
- Global (*Absolute*) Minimum at: b

Local Minimum and Local Maximum ... Set 1

The following example is similar to problems 18, 19 and 20 on page 186.

Example 1: For the function $f(x) = -x^3 + 3x^2 - 4$; $(-1.5 \leq x \leq 3)$

- Find the f' and f'' .
 - Find the critical points.
 - Find the inflection points.
 - Evaluate f at its critical points and the endpoints of the given interval. Identify local and global maxima and minima in the interval.
 - Graph f
-

The following examples are similar to the final exam style (keep your work to review for final exam).

Example 2: For the function $f(x) = x^3 - 3x^2 + 6$; $(-1.1 \leq x \leq 2.5)$

- Find the f' and f'' .
- Find the critical points.
- Find the inflection points.
- Use 1st or 2nd derivative test to classify the critical points as local max or local min.
- Find any global max or global min
- Sketch a graph of the function.

Example 3: For the function $f(x) = 2x^3 - 6x + 2$; $(-1.5 \leq x \leq 2)$

- Find the f' and f'' .
- Find the critical points.
- Find the inflection points.
- Use 1st or 2nd derivative test to classify the critical points as local max or local min.
- Find any global max or global min
- Sketch a graph of the function.

Answers for Example 3:

Critical points at $x = -1$ and $x = 1$. Inflection point at $(0, 2)$

Local Max at $(-1.5, 4.25)$; Global Min at $(1, -2)$; Global Max at $(-1, 6)$ and $(2, 6)$

Local Minimum and Local Maximum ... Set 1

Example 1 Solution:

$$f(x) = -x^3 + 3x^2 - 4; \quad (-1.5 \leq x \leq 3)$$

a) $f'(x) = -3x^2 - 6x$; $f''(x) = -6x - 6$

b) Critical points where $f'(x) = 0$, then

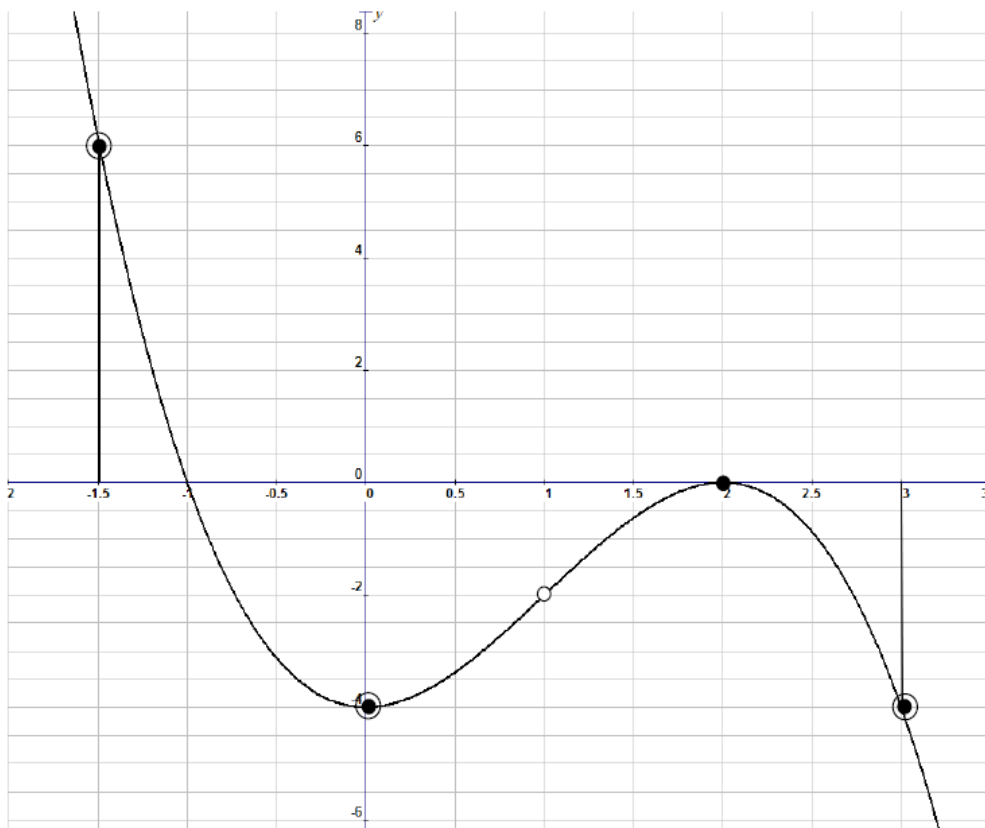
$$-3x^2 - 6x = 0 \quad \text{or} \quad -3x(x - 2) = 0 \rightarrow x = 0 \text{ and } x = 2$$

c) Inflection points where $f''(x) = 0$, then

$$-6x - 6 = 0 \quad \text{or} \quad -6(x - 1) = 0 \rightarrow x = 1, y = -2$$

(Substitute $x = 1$ in the original function of $f(x) = -x^3 + 3x^2 - 4$ to get $y = -2$).

d) $x = 0$	\rightarrow	$f(0) = -4$	Global Min at (0, -4)
$x = 2$	\rightarrow	$f(2) = 0$	Local Max at (2, 0)
$x = -1.5$ (end point)	\rightarrow	$f(-1.5) = 6.125$	Global Max at (-1.5, 6.125)
$x = 3$ (end point)	\rightarrow	$f(3) = -4$	Global Min at (3, -4)



Local Minimum and Local Maximum ... Set 1

Example 2 Solution:

$$f(x) = x^3 - 3x^2 + 6; \quad (-1.1 \leq x \leq 2.5)$$

a) $f'(x) = 3x^2 - 6x$; $f''(x) = 6x - 6$

b) Critical points where $f'(x) = 0$, then


$$3x^2 - 6x = 0 \quad \text{or} \quad 3x(x - 2) = 0 \quad \rightarrow \quad x = 0 \quad \text{and} \quad x = 2$$


c) Inflection points where $f''(x) = 0$, then

$$6x - 6 = 0 \quad \text{or} \quad 6(x - 1) = 0 \quad \rightarrow \quad x = 1, y = 4$$

(Substitute $x = 1$ in the original function of $f(x) = x^3 - 3x^2 + 6$ to get $y = 4$).

d) Local Max and Local Min at the critical points of $x = 0$ and $x = 2$. Substitute each point in the second derivative and check the sign of the second derivative:

$f''(0) = 6(0) - 6 = -6 < 0$; concave down  Local Max at $x = 0$

$f''(2) = 6(2) - 6 = 6 > 0$; concave up  Local Min at $x = 2$

e) Use End Points and critical points to check Global Max and Global Min:

$x = 2$	\rightarrow	$f(2) = 2$	Local Min at (2,2)
$x = 0$	\rightarrow	$f(0) = 6$	Global Max at (0, 6)
$x = -1.1$ (end point)	\rightarrow	$f(-1.1) = 1.04$	Global Min at (-1.1, 1.04)
$x = 2.5$ (end point)	\rightarrow	$f(2.5) = 2.875$	Local Max at (2.5, 2.875)

